

**2021**  
**INTERIOR**  
**FIT-OUT**  
**EVOLUTION**

**RAISED**  
**ACCESS FLOORS**  
PAVIMENTI TECNICI  
SOPRAELEVATI

RAISED ACCESS FLOORS  
METAL CEILINGS & COVERINGS  
WOOD CEILINGS & COVERINGS  
DEMOUNTABLE PARTITIONS  
SUSPENSION SYSTEMS  
INTEGRATED AIR CONDITIONING SYSTEMS  
OFFICE FURNITURE SYSTEMS

# INTERIOR FIT-OUT EVOLUTION



## **Hi-tech interior products of the new generation.**

CBI Europe has produced technological and innovative systems for a complete interior installation, with passion and precision, for thirty-five years, worldwide.

The technical experience and the continuous comparison, with the demands of designers from different markets, make CBI EUROPE an ideal reference point for those who design new, refined and comfortable interiors, and at the same time CBI EUROPE is technologically advanced in an integrated context, offering a very wide range of systems, products, materials, technical solutions and alternatives that improve work environments of the latest generation. We are committed to creating healthy and socially responsible environments. With our continuous research of new materials and systems, the international competition and comparison, awareness of needing to evolve the dynamics of modern construction techniques and to solve traditional problems. CBI Europe says today, these methods; technique, creativity and Italian style promote an interior of the third millennium, worldwide.

**The future is to ensure the quality of the environment  
in which we live.**

## **Prodotti hi-tech per interni di nuova generazione.**

CBI Europe produce con passione e precisione sistemi innovativi e tecnologici per l'allestimento completo d'interni, da oltre trentacinque in tutto il mondo.

L'esperienza tecnica maturata e il confronto continuo con le esigenze di progettisti di diversi mercati fanno di CBI EUROPE un riferimento unico ideale per chi progetta interni nuovi, ricercati, confortevoli e al tempo stesso tecnologicamente avanzati in ottica integrata, proponendo una gamma molto ampia di sistemi, prodotti, materiali e soluzioni tecniche alternative e migliorative per ambienti di ultima generazione.

Impegno per la creazione di ambienti sani e socialmente responsabili, ricerca continua di materiali e nuovi sistemi, competizione e confronto internazionale, consapevolezza dell'esigenza di evolvere le dinamiche delle moderne tecniche costruttive per risolvere le problematiche tradizionali sono i metodi con cui CBI Europe, oggi, afferma la tecnica, la creatività e lo stile italiano nel mondo e promuove un'edilizia per interni di terzo millennio.

**Il futuro é garantire la qualità degli interni in cui viviamo.**

An aerial, high-angle photograph of a large, open pedestrian plaza. The ground is a light-colored, paved surface with visible grid lines. Numerous people of various ages and ethnicities are walking in different directions, some in small groups and others alone. The scene is bright and clear, suggesting a sunny day. The text is overlaid on the center of the image.

**The future  
is now:  
CBI Europe  
integrated  
solutions  
for high-quality  
environments.**

**Technological  
and innovative  
systems  
for a complete  
interior  
installation,  
with passion  
and precision,  
for 35 years,  
worldwide.**

Reliable and timely deliveries all around the world  
*Consegne puntuali e affidabili in tutto il mondo*

## **CBI EUROPE, IN THE HEART OF ITALY**

Thanks to its strategic location in central Italy, in the heart of the Mediterranean region, CBI Europe is the ideal partner for Middle Eastern, African, Central and Eastern European customers.

*La posizione dell'azienda nel centro Italia, nel cuore della produzione mediterranea, fa di CBI Europe il partner ideale per clienti in Medio Oriente, Africa, Centro e mercati dell'Europa orientale.*



**new-build  
& refurbished  
offices,  
banks,  
control rooms,  
hospitals,  
homes  
& public  
buildings.**

## **Raised access floors: technology, inspectability, and freedom of design.**

CBI Europe is a leading manufacturer of raised access floors, with an output of over a 5 million square metres a year. CBI Europe's integrated floor systems are 100% made in Italy.

Thirty-five years of development and the experience gained from installations in 70 different countries around the world ensure that CBI Europe's raised floor systems solve all the problems normally caused by incompatibility between architectural restrictions and the perpetual changes demanded by evolving technology. CBI Europe's floors also create environments with a high level of sustainability and livability.

**WHERE** new-build and refurbished offices, banks, operations centres, control rooms, hospitals, homes and public buildings.

**HOW** using easy access, inspectable panel structures to create high-tech raised floors in a wide range of types and finishes.

**WHY** CBI Europe's integrated floor systems are versatile, high-tech, sustainable, easy to install and inspect, and the perfect solution for all types of structural and design requirements.

## **Pavimenti tecnici sopraelevati: tecnologia, ispezionabilità, libertà progettuale.**

100% made in Italy: sono i sistemi integrati per pavimenti tecnici sopraelevati di CBI Europe, azienda leader con una produzione di oltre 5.000.000 di m<sup>2</sup> ogni anno. Elaborati in oltre 35 anni d'esperienza e confronto con progettisti in 70 paesi nel mondo, i pavimenti tecnici CBI Europe risolvono tutte le problematiche legate all'incompatibilità tra must strutturali e le continue metamorfosi richieste dall'evoluzione tecnologica, l'ecosostenibilità e la vivibilità degli ambienti realizzati.

**DOVE** realizzazioni o ristrutturazioni di uffici, banche, centrali di controllo, sale quadri, ospedali, abitazioni residenziali e locali pubblici.

**COME** con strutture sopraelevate tecnologicamente avanzate e pannelli accessibili ed ispezionabili in varie tipologie e finiture.

**PERCHÉ** versatile, tecnologico, ecosostenibile, facile da installare ed accessibile in qualsiasi momento, il sistema integrato Floors è la giusta risposta per ogni tipo di esigenza realizzativa e progettuale.





## REI 60

# Our research is for your safety

*La nostra ricerca per la vostra sicurezza*

Buildings all over the world are always getting bigger and more complex in their use. In view of these developments, it is vital that the constructional fire protection is considered with each project right from the beginning and lies within the hands of competent planners, manufacturers and installers.

**The CBI Europe products are continually subjected to laboratory tests during the design and testing of certified institutes before sale.**

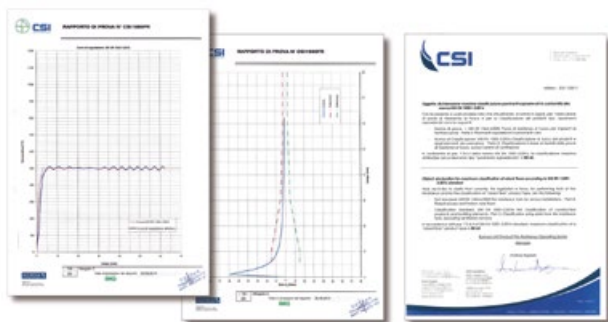
The tests are realized in a furnace by simulating a fire in the subfloor: while increasing the temperature, the average heat degree on the surface of the panels is measured; when it exceeds 150°C, the minutes elapsed since the furnace had been switched on are counted, provided that the stability and integrity are maintained. The European standard also calls for the presence of a load of 55 kg on each floor panel.

**The Calcium Sulphate Fully Steel Encapsulated System by CBI EUROPE is the first and only one to have obtained the highest certification of fire resistance REI 60.**

ACCORDING TO *IN CONFORMITÀ CON*

**UNI EN 13501-2**  
**UNI EN 1366-6**  
**UNI EN 1363-1**

tests performed at · test eseguiti presso  
CSI Institute · Bollate Milano



In accordance with par. 7.3.4.4 of UNI EN 13501 - 2:2016 standard, maximum classification of a 'raised floor' product type is REI 60.

CBI Europe invests every year many resources in terms of certifications to guarantee the safety and social responsibility of its products.

*CBI Europe dedica costantemente le proprie risorse alla ricerca e alla certificazione, come garanzia di responsabilità e sicurezza di ogni suo prodotto.*

*Gli edifici di tutto il mondo sono sempre sempre più grandi e complessi nel loro uso e nelle funzioni. In questa prospettiva è fondamentale che la protezione antincendio costruttiva sia considerata in ogni progetto fin dall'inizio e sia nelle mani di pianificatori, produttori e installatori competenti.*

*I prodotti da costruzione da pavimentazione, calpestio, rivestimento e arredamento con certificazione di resistenza al fuoco sono molto importanti per garantire la sicurezza in casa così come tutti gli edifici da potenziali incidenti antincendio.*

***I prodotti CBI Europe sono continuamente sottoposti a test di laboratorio durante la progettazione e il collaudo da istituti certificati prima della vendita.***

*Le prove vengono effettuate in un forno simulando un incendio nel sottopiano: aumentando la temperatura, viene misurato il grado medio di calore sulla superficie dei pannelli, in presenza di un carico di 55 kg su ciascun pannello; quando supera i 150 gradi centigradi, vengono conteggiati i minuti trascorsi dall'accensione del forno, a condizione che la stabilità e l'integrità siano mantenute.*

***Il Calcium Sulphate Fully Steel Encapsulated System di CBI EUROPE è il primo e unico ad aver ottenuto la più alta certificazione di resistenza al fuoco REI 60.***

*In conformità al par. 7.3.4.4 della norma UNI EN 13501 - 2:2016, la classificazione massima attribuibile ad un elemento tipo 'pavimento sopraelevato' è REI 60.*



# EPD Environmental Product Declaration

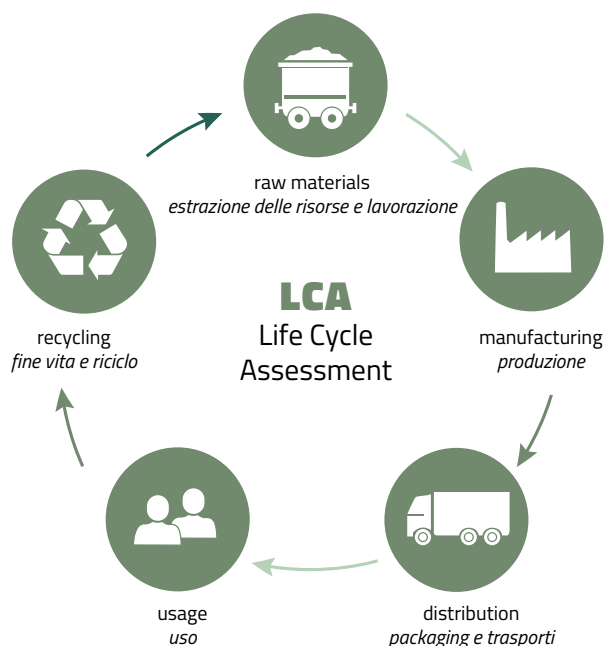
## La consapevolezza delle scelte

### La consapevolezza delle scelte

CBI Europe - anticipating the awareness which is becoming a paradigm in the construction sector - has always actively contributed to the evolution of conscious construction: with the use of raw materials either recycled and/or recyclable, proposing construction solutions with low energy impact and, in a broader way, orienting every aspect of our business to be more sustainable.

Environmental responsibility is therefore a value felt, declared and realized by our company, which today, with the acquisition of EPD (Environmental Product Declaration) certifications for encapsulated and semi-encapsulated elevated technical floors, creates, yet another tool, to verify its work. The EPD evaluation is based on the international ISO standards of LCA evaluation (Life Cycle Evaluation) and subject to verification by independent bodies, and allows us to know, evaluate and compare the environmental impact of every production aspect: from the acquisition of raw materials and intermediate components, to production processes, up to the use and end of the product.

The future depends on the choices made today: climate change, impact on ecosystems and resources and impact on human health. CBI Europe, as always, is there, and is ready to make its contribution.



### Environmental Product Declaration



*CBI Europe - anticipando una sensibilità che sta diventando paradigma nel settore delle costruzioni - contribuisce da sempre in modo attivo all'evoluzione di un'edilizia consapevole: con l'impiego di materie prime provenienti da riciclo e/o riciclabili, proponendo soluzioni costruttive a basso impatto energetico e, in modo ancora più ampio, orientando ogni aspetto della propria attività con modalità sostenibili.*

*La responsabilità ambientale è quindi un valore sentito, dichiarato e realizzato dall'azienda, che oggi, con l'acquisizione delle certificazioni EPD (Dichiarazione ambientale di Prodotto) per i pavimenti tecnici sopraelevati incapsulati e semi-incapsulati, rende disponibile uno strumento ulteriore di verifica del proprio operato.*

*La valutazione EPD è basata sugli standard internazionali ISO di valutazione LCA (Valutazione del Ciclo Vita) e sottoposta a verifica da enti indipendenti, permette di conoscere, valutare e confrontare l'impatto ambientale di ogni aspetto produttivo: dall'acquisizione delle materie prime e dei componenti intermedi, ai processi di produzione fino all'utilizzo e al fine vita del prodotto.*

*Il futuro dipende dalle scelte che si fanno oggi: cambiamento climatico, impatto sugli ecosistemi e sulle risorse, impatto sulla salute umana. CBI Europe, come sempre, c'è, ed è pronta a dare il proprio contributo.*

Environmental Product Declaration:  
for calcium sulphate and woodcore  
encapsulated and semi-encapsulated  
raised access floor.

*Dichiarazione ambientale di Prodotto:  
per i pavimenti tecnici sopraelevati incapsulati  
e semi-incapsulati in solfato di calcio  
e in conglomerato di legno.*



**modular**

**durable**

**resistant**

**easy to handle**

**quick to install**

**inspectable**

**certified**


**ecofriendly**

*designed for new*


*generation interiors*



**factory finished panels**  
*pannelli pronti da installare*




**bare panels**  
*pannelli da rivestire*




**glass panels**  
*pannelli in vetro*


**FLOOR SYSTEMS**



**radiant floors**  
*pavimenti radianti*



**cable management system**  
**metal air panels**



HIGH TRAFFIC RESISTANCE  
*RESISTENZA AL CALPESTIO*

WOODCORE PANEL › ALUFOIL BACKING 38 MM  
top covering ceramic tiles: architecture

# PANNELLI CON RIVESTIMENTO PRONTI PER L'INSTALLAZIONE

## FACTORY FINISHED PANELS

The Factory Finished Panels are modular panels 600x600 mm, resting on a suitable support structure in steel, available in different measurements.


The finishes are always in stock: ceramic, marble, granite, wood, bamboo, glass, laminates, rubber, and linoleum.

*I pannelli Factory Finished, accessibili e ispezionabili, in dimensione 600x600 mm, sono pronti per essere installati e mettono a disposizione di ogni possibile esigenza tecnica ed estetica un'ampissima gamma di materiali e finiture: ceramica, marmo, granito, legno, bambú, vetro, laminati, gomma, linoleum.*

**CBI Europe's production chain is 100% made in Italy, from design to creation, thus ensuring quality and a fast reliable delivery time.**

*La filiera produttiva CBI Europe, 100% made in Italy dalla progettazione al cantiere, garantisce qualità e tempi di consegna rapidi e certi.*

**100%  
MADE IN  
ITALY**



**woodcore panels**  
*pannelli in conglomerato ligneo*



**calcium sulphate panels**  
*pannelli in solfato di calcio*

### HARD COVERINGS



ceramic tiles  
*gres porcellanato*



natural marble  
*marmo naturale*



natural granite  
*granito naturale*

### SOFT COVERINGS



natural wood  
*parquet naturale*



bamboo  
*bambú*



HPL/PVC  
*HPL/PVC*



rubber, linoleum  
*gomma, linoleum*

### SPECIAL PANELS



glass  
*vetro*



**POINTS LEED CERTIFICATION**  
**PUNTEGGIO LEED**

• **Obtaining points for LEED certification?** CBI Europe's Raised Access Floors use wood agglomerate or calcium sulphate panels obtained from recyclable raw materials and manufactured in certified and constantly monitored processes to guarantee the highest standards of quality and safety.

• **Ottenere punteggi per la certificazione LEED?**  
*I sistemi Raised Access Floors by CBI Europe sono realizzati con pannelli in conglomerato ligneo o in solfato di calcio ottenuti da materie prime riciclabili e con procedure certificate e monitorate, a garanzia di standard qualitativi e di sicurezza sempre elevati.*

**WOODCORE PANEL** • AUFOIL BACKING 38 MM  
top covering • solid wood parquet • doussié







**100% INSPECTABILITY**  
**100% ISPEZIONABILE**

CBI Europe's raised access floor systems let you create floors with 100% or access-panel inspectability, giving easy access to water pipes and electrical cables and permitting easy reconfiguration of rooms.

*Con i sistemi Raised Access Floors by CBI Europe si realizzano pavimenti sopraelevati con intercapedine ispezionabile al 100% o tramite botola: semplice l'accesso agli impianti idraulici, elettrici e di cablaggio e la riconfigurazione d'uso degli ambienti.*

**WOODCORE PANEL · ALUFOIL BACKING 38 MM**  
**top covering ceramic tiles: architecture**





**QUICK INSTALLATION  
INSTALLAZIONE RAPIDA**

**• Only 5 months from design to delivery!**

An amazing result in terms of architecture and organisation. CBI Europe's Raised Access Floors make this sort of speed possible thanks to easy installation and complete inspectability of all water, electrical and cabling systems.

**• Solo 5 mesi dal progetto alla consegna!**

*Un risultato eccellente in termini di architettura e organizzazione, grazie ai sistemi Raised Access Floors CBI Europe, semplici e veloci da installare, completamente ispezionabili per ogni tipologia di cablaggio.*

**CALCIUM SULPHATE PANEL · FULLY STEEL ENCAPSULATED  
31 mm · top covering: carpet lay-loose tiles · 4.500 smq  
Sipopo Congress Center, Malabo · Equatorial Guinea**

# PANNELLI SENZA FINITURA

## BARE PANELS

CBI Europe's Bare Panels in wood agglomerate and calcium sulphate are available in fully steel encapsulated, alufoil backing and tongue&groove versions. They permit direct or access-panel inspection of the under-floor plenum, and are ideal for use in buildings that have to be fully homologated prior to delivery to the customer and prior to finalisation of the room layout. All bare panel floors can be covered after installation using any type of commercially available floor covering.

**Perfect for any type of design, always available in stock, they combine technical performance, safety and quick installation.**

*I Bare Panels CBI Europe, in conglomerato ligneo o solfato di calcio, sono disponibili completamente incapsulati in acciaio, con laminatura di alluminio e - solo in solfato - con sistema tongue&groove. 100% ispezionabili, sono la soluzione ideale per gli edifici da consegnare omologati alla committenza prima che ne venga definita la destinazione finale: ogni pannello può infatti essere rivestito successivamente alla posa, scegliendo tra tutte le finiture disponibili sul mercato.*

**Perfetti per ogni tipo di progettazione, sempre disponibili a magazzino, coniugano performance tecnica, sicurezza e velocità di installazione.**



**alufoil backing**  
laminato alluminio

**semi-encapsulated steel panels**  
semi-incapsulato in acciaio

**fully steel encapsulated**  
incapsulato in acciaio

**tongue&groove**



**woodcore panels**  
pannelli in conglomerato ligneo



**calcium sulphate panels**  
pannelli in solfato di calcio

### finishes finiture

After installation, floors can be covered with any type of material including moquette, rubber, linoleum, etc.  
*Dopo la posa, le superfici si possono rivestire con ogni tipo di finitura disponibile: moquette, gomma, linoleum etc.*





# Semi-encapsulated steel panels

## *Pannelli semi-incapsulati in acciaio*

High density panels made with conglomerated chipboard or calcium, coated all the way up to the upper edge, with 0.5 mm of galvanised steel. They are designed to combine the reduced thickness of 28 mm (therefore optimising transport and handling during construction), with a high load bearing resistance of the floor itself.

*I pannelli in conglomerato ligneo o solfato di calcio ad alta densità, rivestiti fino al bordo superiore in acciaio zincato 0.5 mm, sono progettati per combinare lo spessore ridotto (28 mm) - quindi ottimizzazione di trasporti e movimentazioni in cantiere - all'alta resistenza alle sollecitazioni da carico dei pavimenti realizzati.*



· BFL-s1  
· A1



POINTS LEED CERTIFICATION  
PUNTEGGIO LEED



LOAD BEARING RESISTANCE  
RESISTENZA AL CARICO



LIGHT WEIGHT  
LEGGEREZZA



Semi-encapsulated steel panel, top covering: carpet ADCO headquarter, Abu Dhabi

A dark blue circular logo with the text 'REI 60' in white, bold, sans-serif font. The background of the entire page is a close-up photograph of a metal fire-rated ceiling system, showing a white calcium sulphate board supported by a network of steel beams and hangers.

**REI  
60**

---

**The Calcium Sulphate  
Fully Steel Encapsulated  
System by CBI EUROPE  
is the FIRST and ONLY ONE  
to have obtained the  
highest certification  
of fire resistance REI 60.**

---



# Fully steel encapsulated panels

## Pannelli incapsulati in acciaio

CBI Europe's Fully Steel Encapsulated Panels have a wood agglomerate or calcium sulphate core and are completely encased in 0.5 mm galvanised steel sheet for maximum load and humidity resistance and electrical conductivity. Their reduced thickness (31 mm) means a lower finished floor height while their light weight minimises transport costs and facilitates handling and movement on site.

*Con un'anima in conglomerato ligneo o solfato di calcio completamente rivestita in acciaio zincato 0.5 mm, i Fully Steel Encapsulated Panels CBI Europe uniscono elevata resistenza ai carichi e all'umidità alla massima conducibilità elettrica. Lo spessore ridotto (31 mm) consente la minore occupazione dell'altezza totale del piano finito, la leggerezza semplifica il trasporto e movimentazione in cantiere.*



**EUROCLASS  
A1 REI 60**



**POINTS LEED CERTIFICATION  
PUNTEGGIO LEED**



**MOISTURE RESISTANCE  
RESISTENZA ALL'UMIDITÀ**



**LIGHT WEIGHT  
LEGGEREZZA**



**HIGH DENSITY  
ALTA DENSITÀ**



**HIGH TRAFFIC RESISTANCE  
RESISTENZA AL CALPESTIO**



**ACOUSTIC ABSORPTION  
FONOASSORBENZA**




**EXTENDED  
WORKING LIFE  
DURABILITÀ**



Fully steel encapsulated panel, top covering: wood National Chemicals Co Chemawajaat Offices, Abu Dhabi





TONGUE&GROOVE PANEL 34 MM · TOP COVERING CARPET  
Future Television · Beirut, Lebanon

# Tongue&groove panels

## Pannelli tongue&groove

CBI Europe's high density calcium sulphate tongue&groove panels are the perfect choice for refurbished and new-build glue-free floors. Used instead of conventional floor slabs, they offer various benefits, including inspectability of the underfloor plenum, and quick and easy installation thanks to tongue and groove joints. On average 50% lighter than concrete floor coverings, these panels reduce total load on the building structure and facilitate transport and workability on site. They are extremely resistant to fire and humidity and can be used with any type of finish.

*Pannelli in solfato di calcio ad alta densità tongue&groove CBI Europe: perfetti per opere di ristrutturazione o nuove costruzioni con sistemi a secco. Sostituiscono il massetto tradizionale, unendo il vantaggio dell'ispezionabilità del vano tecnico tramite botole alla velocità di installazione, grazie all'aggancio maschio/femmina. Più leggeri del 50% rispetto alle coperture in calcestruzzo, per un minor carico complessivo sulle strutture del fabbricato, agevolano sia il trasporto che la lavorabilità in cantiere. Sono stremamente esistenti all'umidità e al fuoco, e successivamente alla posa vi si possono applicare tutti i tipi di finiture esistenti.*



**EUROCLASS  
A1 REI 60**



**POINTS LEED CERTIFICATION  
PUNTEGGIO LEED**



**LOAD BEARING RESISTANCE  
RESISTENZA AL CARICO**



**LIGHT WEIGHT  
LEGGEREZZA**



**HIGH DENSITY  
ALTA DENSITÀ**




**ACOUSTIC ABSORPTION  
FONOASSORBENZA**



**QUICK INSTALLATION  
INSTALLAZIONE RAPIDA**



**INSPECTABILITY  
ISPEZIONABILITÀ**



After installation, CBI Europe's tongue&groove floors can be covered with all traditional types of material, including ceramic tiles, wood blocks, moquette, linoleum etc.

*Successivamente alla posa, sul pannello tongue&groove si possono applicare tutti materiali di finitura tradizionali, come gres, parquet, moquette, linoleum etc.*



GLASS PANEL  
Museum of Genocide Victims - Vilnius, Lithuania

## PANNELLI SPECIALI

# SPECIAL PANELS

## Glass panels

### Pannelli in vetro

CBI Europe's glass panels are ideal for use as decorative elements in installations requiring a particularly striking floor surface, and in the fitting out of exhibitions and museums. They consist of two sheets of laminated glass separated by a sheet of PVB that ensures perfect adhesion and great toughness and elasticity.

*I pannelli in vetro CBI Europe sono ideali in tutti i casi in cui si voglia esaltare l'aspetto estetico delle superfici pavimentate. Sono composti da due lastre di vetro stratificato unite da un foglio in PVB, che vi aderisce perfettamente esaltandone tenacia ed elasticità. Test di carico assicurano la conformità ai più elevati standard richiesti dalle normative internazionali.*



EUROCLASS  
A1



HIGH TRAFFIC RESISTANCE  
RESISTENZA AL CALPESTIO



MOISTURE RESISTANCE  
RESISTENZA ALL'UMIDITÀ



ACOUSTIC ABSORPTION  
FONOASSORBENZA



EXTENDED  
WORKING LIFE  
DURABILITÀ




LOAD BEARING RESISTANCE  
RESISTENZA AL CARICO



QUICK INSTALLATION  
INSTALLAZIONE RAPIDA



INSPECTABILITY  
ISPEZIONABILITÀ



CBI Europe's laminated glass panels are subjected to rigorous technical testing in CBI Europe's own research labs to ensure excellent performance in all types of application.

*I pannelli in vetro stratificato vengono costantemente sottoposti ad accurati controlli tecnici nel laboratorio R&S CBI Europe, per garantire la perfetta performance in ogni tipo di collocazione.*

Load and stress testing guarantees conformity to the strictest international standards.

*Prove di carico e stress test assicurano la conformità ai più elevati standard richiesti dalle normative internazionali.*





HEATING, COOLING, AIR TREATMENT  
RISCALDAMENTO, RAFFRESCAMENTO  
TRATTAMENTO DELL'ARIA

< 22°C / 26°C >

**The-Floor**  
radiant floor pavimento radiante

# Radiant floors & UFAD systems

## Pavimenti radianti & sistemi integrati UFAD

CBI Europe's radiant Floors are designed on the principle of low thermal inertia, and combine energy saving with excellent comfort in both heating and cooling applications. Flexible and versatile, they integrate perfectly with raised floors, panelled walls and false ceilings, and work perfectly with all CBI Europe air conditioning products. Radiant panel and UFAD systems can be combined to maximise integration between primary air treatment and dehumidification systems and summertime cooling systems. Superb comfort is ensured by a combination of technical and aesthetic elements that blend together so well that it is almost impossible to tell the difference between them.

*I pavimenti radianti Floors by CBI Europe sono progettati secondo un principio di bassa inerzia termica che unisce risparmio energetico e comfort, per il riscaldamento e il raffrescamento. Flessibili e versatili, si integrano con pavimenti sopraelevati, rivestimenti a parete e controsoffitti, e con tutti gli altri prodotti Air Conditioning. L'associazione dei radianti con i sistemi UFAD consente un'ulteriore integrazione impiantistica con il trattamento dell'aria primaria, la deumidificazione e parte del carico termico estivo. Gli elementi tecnologici ed estetici si armonizzano tra loro a tutto vantaggio del comfort, al punto da rendere impercettibile la distinzione tra valenza termica ed architettonica.*

**Invisible comfort from high-tech systems.**

**Comfort invisibile, alto contenuto tecnologico.**



**HEATING, COOLING, AIR TREATMENT**  
RISCALDAMENTO, RAFFRESCAMENTO  
TRATTAMENTO DELL'ARIA



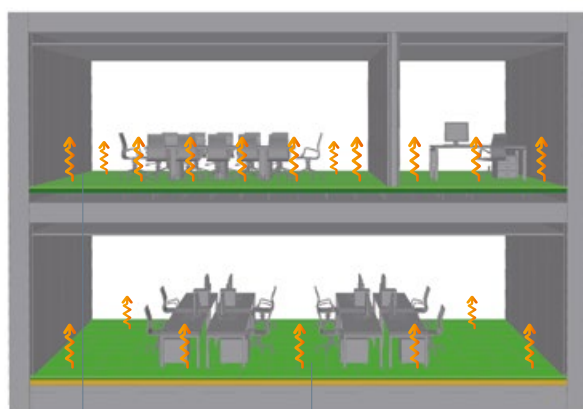
**CUSTOM COMFORT**  
COMFORT PERSONALIZZATO



**ENERGY SAVING**  
RISPARMIO ENERGETICO

### RADIANT FLOORS PAVIMENTO RADIANTE

- **The-Floor radiant floors**  
pavimento radiante
- **tongue&groove radiant**  
tongue&groove radiante

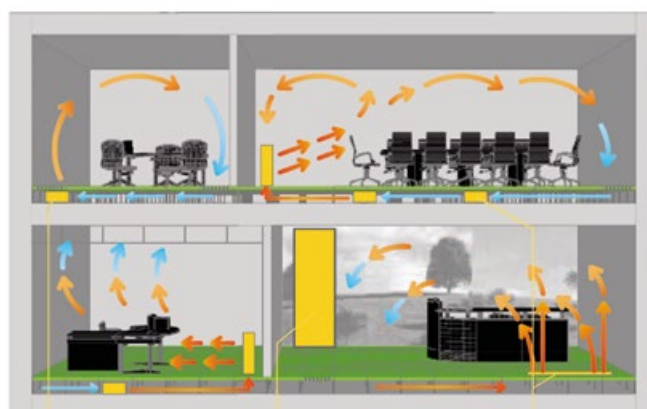


**THE-FLOOR**  
Radiant floor  
Pavimento radiante

**Tongue&groove radiant**  
Tongue&groove radiante

### UFAD SYSTEM SISTEMA UFAD

- **underfloor fan-coil** fan coil sottopavimento
- **air handling terminal units**  
unità terminali per il trattamento aria
- **conditioning machines**  
macchine per il condizionamento



**Fan Coil**  
Fan Coil

**AIR SYSTEMS**  
Conditioning machines  
Macchine  
condizionamento

**Diffusers**  
Vents  
Diffusori

# Cable Management System

## Sistema ispezionabile Cable Management

To provide easy an inspection of the technical areas, CBI Europe offers Cable Management System: raised access floors composed of BARE modular panels: calcium sulphate or chipboard, resting on standard steel structures. In addition to allowing the traceability of the technical areas, the panel 200 x 600 mm can be easily and repeatedly raised and rehoused for maintenance, interventions or changes. The version Corner Lock is available upon request, which has perforated panels on all four sides and is prepared for possible mounting by screws.

*Per l'ispezionabilità degli impianti nei locali tecnici, CBI Europe propone Cable Management System, composto da pannelli modulari tipo BARE in solfato di calcio o conglomerato ligneo, poggianti sulle strutture standard in acciaio. Oltre a consentire la tracciabilità degli impianti, il pannello 200 x 600 mm può essere facilmente e ripetutamente sollevato e rialloggiato per manutenzioni, interventi o eventuali cambiamenti. Disponibile su richiesta la versione Corner Lock che prevede i pannelli forati sui quattro lati e predisposti per eventuale fissaggio con i piedini mediante viti autofilettanti.*



**INSPECTABILITY**  
ISPEZIONABILITÀ



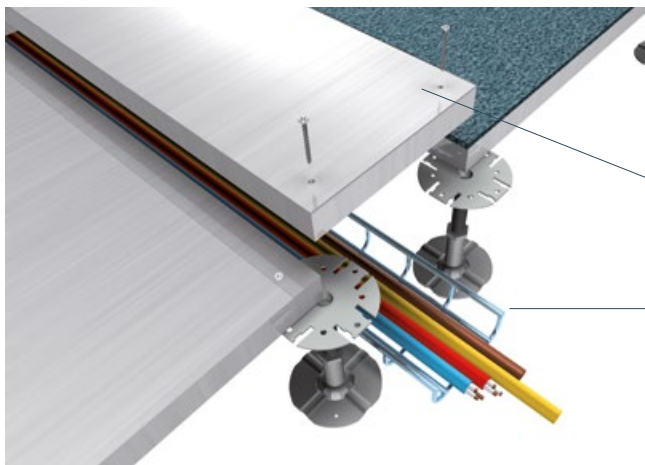
**QUICK INSTALLATION**  
INSTALLAZIONE RAPIDA



**LOAD BEARING RESISTANCE**  
RESISTENZA AL CARICO




**LIGHT WEIGHT**  
LEGGEREZZA



### Cable Management System

woodcore panels · calcium sulphate panels  
pannelli in conglomerato ligneo · solfato di calcio

cable passageway  
passaggio cavi



600 x 600 mm  
200 x 200/600 mm

# Metal Air steel panels

## Pannelli in acciaio Metal Air

To provide easy ventilation and the safety of installations in data center, IT and technical areas or service areas, CBI Europe offers Metal Air Panel, system of raised access floors, which consists of modular panels in post-painted galvanized steel, resting on standard steel structures.

The Metal Air panels, with slotted or rounded holes, in addition to the normal benefits of overhead systems, guarantee maximum ventilation. Metal Air can be easily and repeatedly raised and rehoused for maintenance, interventions or changes. The panel is provided in four different versions, with round, slotted and perforated areas in different percentages

*Per la ventilazione e la sicurezza degli impianti di data center, aree tecniche o informatiche e locali servizi: CBI Europe Metal Air, sistema di pavimenti tecnici sopraelevati composto da pannelli modulari in acciaio zincato postverniciato poggianti sulle strutture standard in acciaio.*

*I pannelli, forati o asolati, oltre ai vantaggi dei sistemi sopraelevati, garantiscono la massima ventilazione. Metal Air può essere facilmente e ripetutamente sollevato e rialloggiato per manutenzioni, interventi o eventuali cambiamenti.*

*Il pannello è disponibile con fori tondi o asolati in quattro versioni e con diverse percentuali di area forata.*



**EUROCLASS  
A1**



**INSPECTABILITY  
ISPEZIONABILITÀ**



**QUICK INSTALLATION  
INSTALLAZIONE RAPIDA**




**LOAD BEARING RESISTANCE  
RESISTENZA AL CARICO**



### Metal Air System

post-painted galvanized steel panels  
pannelli in acciaio zincato post-verniciato

**h 38 mm**



600 x 600 mm

The top of the panel is available in:

- > antistatic PVC
- > static dissipative PVC
- > conductive PVC

La finitura superiore del pannello

è disponibile in:

- > PVC antistatico
- > PVC statico dissipativo
- > PVC conduttivo

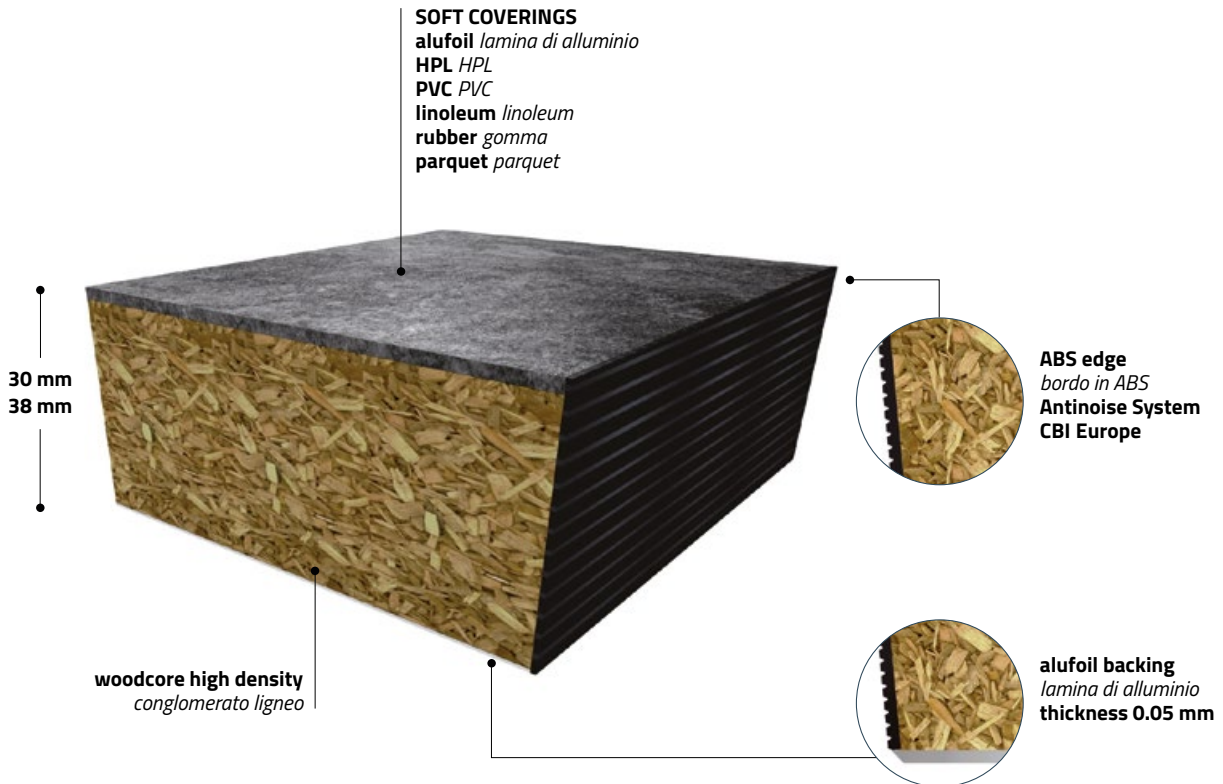


## WOODCORE PANELS › ALUFOIL BACKING / SOFT COVERINGS

PANNELLO IN CONGLOMERATO LIGNEO CON LAMINA DI ALLUMINIO / SOFT COVERINGS

woodcore high density conglomerato ligneo 600 x 600 mm




alufoil backing lamina di alluminio 0.05 mm



TECHNICAL SPECIFICATIONS	PT30 h 30 mm / kg 7,60	PT38 h 38 mm / kg 10,00
--------------------------	---------------------------	----------------------------

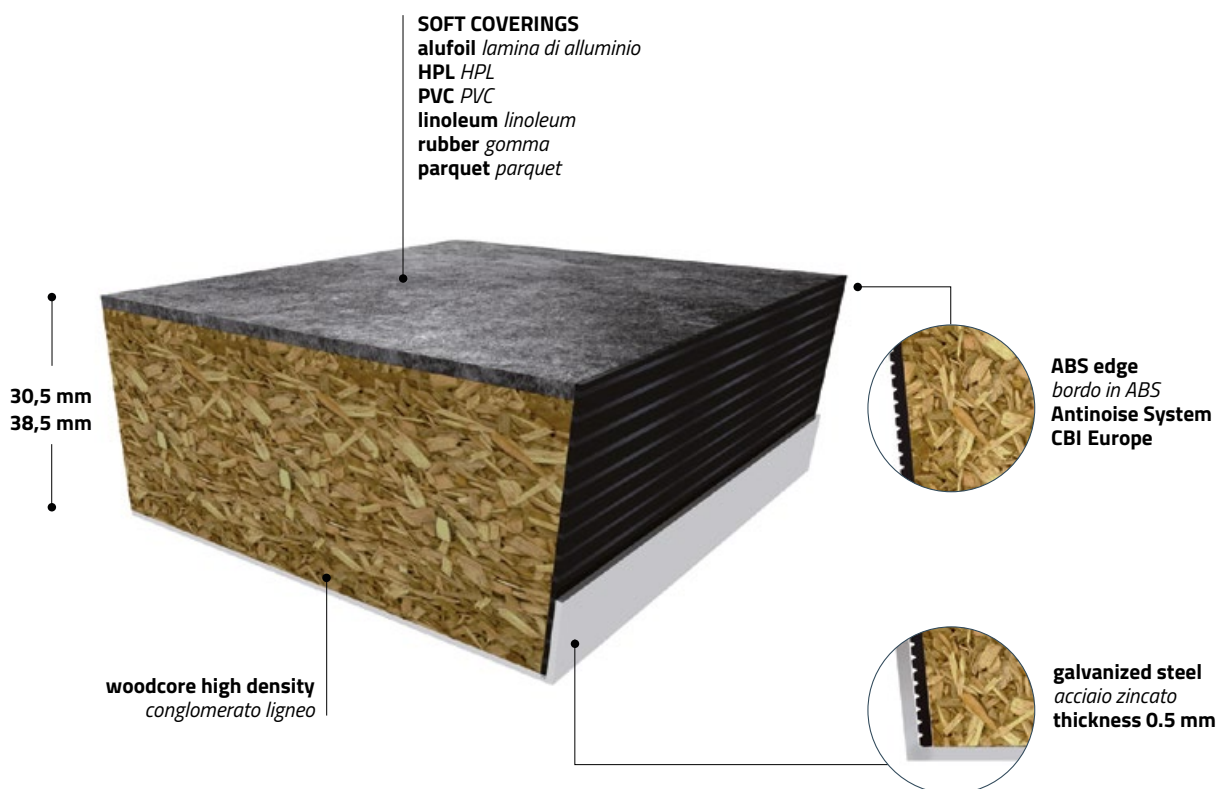
fire reaction UNI EN 13501-1		Bfl-s1
fire resistance UNI EN 13501-2		REI 30




### TECHNICAL FEATURES UNI EN 12825

<b>CBI/ST</b> 	center of panel - deflection 2,5 mm	3,2 › 4,0 KN
	center of panel - ultimate load	9,0 › 11,5 KN
	loading class	4 › 5
<b>CBI/CR</b> 	center of panel - deflection 2,5 mm	3,3 › 4,2 KN
	center of panel - ultimate load	9,5 › 12,0 KN
	loading class	4 › 6
<b>IF tubolar</b> 	center of panel - deflection 2,5 mm	3,5 › 4,4 KN
	center of panel - ultimate load	10,0 › 12,6 KN
	loading class	5 › 6

**EN** The load resistance tests have been performed in CBI Europe's internal laboratory and simulate the test method indicated by UNI EN 12825: 2001. The results obtained at a height of 20 cm may vary depending on the installation and the general conditions of the site. If the project requires a certification from a third party this must be explicitly requested. **IT** Le prove di resistenza al carico non sono state eseguite nel laboratorio interno CBI Europe e simulano il metodo di prova indicato dalla normativa UNI EN 12825:2001. I risultati ottenuti ad un'altezza di 20 cm possono variare in funzione dell'installazione e delle condizioni generali del cantiere. Qualora il progetto richieda una certificazione da un ente terzo questa dovrà essere espressamente richiesta.

FACTORY FINISHED PANELS

**WOODCORE PANELS › GALVANIZED STEEL DISH / SOFT COVERINGS***PANNELLO IN CONGLOMERATO LIGNEO CON VASCHETTA IN ACCIAIO ZINCATO / SOFT COVERINGS***woodcore high density** *conglomerato ligneo* 600 x 600 mm**galvanized steel** *acciaio zincato* 0.5 mm

TECHNICAL SPECIFICATIONS	PT30V	PT38V
	h 30,5 mm / kg 9,00	h 38,5 mm / kg 11,50
fire reaction UNI EN 13501-1		Bfl-s1
fire resistance UNI EN 13501-2		REI 30
<b>TECHNICAL FEATURES UNI EN 12825</b>		
<b>CBI/ST</b> 	center of panel - deflection 2,5 mm	3,5 > 5,5 KN
	center of panel - ultimate load	10,6 > 14,5 KN
	loading class	5 > 6
<b>CBI/CR</b> 	center of panel - deflection 2,5 mm	3,6 > 5,8 KN
	center of panel - ultimate load	11,2 > 15,2 KN
	loading class	5 > 6
<b>IF tubular</b> 	center of panel - deflection 2,5 mm	3,9 > 6,1 KN
	center of panel - ultimate load	11,8 > 16,0 KN
	loading class	5 > 6


**EN** The load resistance tests have been performed in CBI Europe's internal laboratory and simulate the test method indicated by UNI EN 12825: 2001. The results obtained at a height of 20 cm may vary depending on the installation and the general conditions of the site. If the project requires a certification from a third party this must be explicitly requested. **IT** Le prove di resistenza al carico sono state eseguite nel laboratorio interno CBI Europe e simulano il metodo di prova indicato dalla normativa UNI EN 12825:2001. I risultati ottenuti ad un'altezza di 20 cm possono variare in funzione dell'installazione e delle condizioni generali del cantiere. Qualora il progetto richieda una certificazione da un ente terzo questa dovrà essere espressamente richiesta.

## WOODCORE PANELS › ALUFOIL BACKING / HARD COVERINGS

PANNELLO IN CONGLOMERATO LIGNEO CON LAMINA DI ALLUMINIO / HARD COVERINGS




woodcore high density conglomerato ligneo 600 x 600 mm

alufoil backing lamina di alluminio 0.05 mm



TECHNICAL SPECIFICATIONS	PT30C	PT38C
	h 30 mm / kg 16,70	h 38 mm / kg 19,00
fire reaction UNI EN 13501-1	Bfl-s1	
fire resistance UNI EN 13501-2	REI 30	




### TECHNICAL FEATURES UNI EN 12825

 <b>CBI/ST</b>	center of panel - deflection 2,5 mm	6,75 > 7,1 kn
	center of panel - ultimate load	13,4 > 14,1 kn
	loading class	6
 <b>CBI/CR</b>	center of panel - deflection 2,5 mm	7,0 > 7,4 kn
	center of panel - ultimate load	14,0 > 14,8 kn
	loading class	6
 <b>IF tubolar</b>	center of panel - deflection 2,5 mm	7,41 > 7,8 kn
	center of panel - ultimate load	14,8 > 15,5 kn
	loading class	6

**EN** The load resistance tests have been performed in CBI Europe's internal laboratory and simulate the test method indicated by UNI EN 12825: 2001. The results obtained at a height of 20 cm may vary depending on the installation and the general conditions of the site. If the project requires a certification from a third party this must be explicitly requested. **IT** Le prove di resistenza al carico non sono state eseguite nel laboratorio interno CBI Europe e simulano il metodo di prova indicato dalla normativa UNI EN 12825:2001. I risultati ottenuti ad un'altezza di 20 cm possono variare in funzione dell'installazione e delle condizioni generali del cantiere. Qualora il progetto richieda una certificazione da un ente terzo questa dovrà essere espressamente richiesta.

FACTORY FINISHED PANELS

**CALCIUM SULPHATE PANELS › GALVANIZED STEEL DISH / SOFT COVERINGS***PANNELLO IN SOLFATO DI CALCIO CON VASCHETTA IN ACCIAIO ZINCATO / SOFT COVERINGS*calcium sulphate *solfo di calcio* 600 x 600 mmgalvanized steel *acciaio zincato* 0.5 mm**REI 60****SOFT COVERINGS**aluminum foil *lamina di alluminio*HPL *HPL*PVC *PVC*linoleum *linoleum*rubber *gomma*parquet *parquet*30,5 mm  
33,5 mm  
36,5 mmcalcium sulphate  
solfo di calcioABS edge  
bordo in ABS  
Antinoise System  
CBI Europegalvanized steel dish  
vaschetta di acciaio zincato  
thickness 0.5 mm

TECHNICAL SPECIFICATIONS	STANDARD DENSITY PANELS			HIGH DENSITY PANELS		
	SC30V h 30,5 mm kg 14,50	SC33V h 33,5 mm kg 16,00	SC36V h 36,5 mm kg 17,00	SC30VHD h 30,5 mm kg 17,60	SC33VHD h 33,5 mm kg 18,80	SC36VHD h 36,5 mm kg 21,10
fire reaction UNI EN 13501-1	A1					
fire resistance UNI EN 13501-2	REI 30			REI 30		> REI 60 <
<b>TECHNICAL FEATURES UNI EN 12825</b>						
 CBI/ST	center of panel - deflection 2,5 mm	4,7 > 5,6 KN			5,1 > 5,9 KN	
	center of panel - ultimate load	9,7 > 11,2 KN			15,3 > 17,5 KN	
	loading class	4 > 5			6	
 CBI/CR	center of panel - deflection 2,5 mm	4,9 > 5,9 KN			5,3 > 6,1 KN	
	center of panel - ultimate load	10,2 > 11,8 KN			16,1 > 19,3 KN	
	loading class	5			6	
 IF tubular	center of panel - deflection 2,5 mm	5,2 > 6,2 KN			5,6 > 6,4 KN	
	center of panel - ultimate load	10,7 > 12,3 KN			16,9 > 20,2 KN	
	loading class	5 > 6			6	


**EN** The load resistance tests have been performed in CBI Europe's internal laboratory and simulate the test method indicated by UNI EN 12825: 2001. The results obtained at a height of 20 cm may vary depending on the installation and the general conditions of the site. If the project requires a certification from a third party this must be explicitly requested. **IT** Le prove di resistenza al carico sono state eseguite nel laboratorio interno CBI Europe e simulano il metodo di prova indicato dalla normativa UNI EN 12825:2001. I risultati ottenuti ad un'altezza di 20 cm possono variare in funzione dell'installazione e delle condizioni generali del cantiere. Qualora il progetto richieda una certificazione da un ente terzo questa dovrà essere espressamente richiesta.

## CALCIUM SULPHATE PANELS › ALUFOIL BACKING / HARD COVERINGS

PANNELLO IN SOLFATO DI CALCIO CON LAMINA DI ALLUMINIO / HARD COVERINGS

calcium sulphate *solfo di calcio* 600 x 600 mm

alufoil backing *lamina di alluminio* 0.05 mm



**TECHNICAL SPECIFICATIONS** **SC30C**  
h 30 mm / kg 22,00

fire reaction UNI EN 13501-1	A1
fire resistance UNI EN 13501-2	REI 30

**TECHNICAL FEATURES UNI EN 12825**

Configuration	Test Point	Load Capacity
<b>CBI/ST</b> 	center of panel - deflection 2,5 mm	6,2 KN
	center of panel - ultimate load	8,1 KN
	loading class	3
<b>CBI/CR</b> 	center of panel - deflection 2,5 mm	6,5 KN
	center of panel - ultimate load	8,5 KN
	loading class	3
<b>IF tubolar</b> 	center of panel - deflection 2,5 mm	6,8 KN
	center of panel - ultimate load	8,9 KN
	loading class	3

**EN** The load resistance tests have been performed in CBI Europe's internal laboratory and simulate the test method indicated by UNI EN 12825: 2001. The results obtained at a height of 20 cm may vary depending on the installation and the general conditions of the site. If the project requires a certification from a third party this must be explicitly requested. **IT** Le prove di resistenza al carico sono state eseguite nel laboratorio interno CBI Europe e simulano il metodo di prova indicato dalla normativa UNI EN 12825:2001. I risultati ottenuti ad un'altezza di 20 cm possono variare in funzione dell'installazione e delle condizioni generali del cantiere. Qualora il progetto richieda una certificazione da un ente terzo questa dovrà essere espressamente richiesta.

## BARE PANELS

## WOODCORE PANELS › SEMI-ENCAPSULATED STEEL

### PANNELLO IN CONGLOMERATO LIGNEO SEMI-INCAPSULATO IN ACCIAIO

**woodcore high density** conglomerato ligneo 600 x 600 mm

**galvanized steel** acciaio zincato 0.5 mm

**covering: lay-loose tiles (carpet, pvc, rubber)**

*rivestimento superiore: moquette autoposante, gomma, pvc autoposante.*

S-P-02179 EPD®  
environdec.com



TECHNICAL SPECIFICATIONS	CBI28T	CBI30T
	h 28,5 mm / kg 8,45	h 30,5 mm / kg 9.30
fire reaction UNI EN 13501-1	Bfl-s1	
fire resistance UNI EN 13501-2	REI 30	
<b>TECHNICAL FEATURES UNI EN 12825</b>		
<b>CBI/ST</b> 	center of panel - deflection 2,5 mm	3,3 > 3,5 KN
	center of panel - ultimate load	9,8 > 10,3 KN
	loading class	4
<b>CBI/CR</b> 	center of panel - deflection 2,5 mm	3,5 > 3,7 KN
	center of panel - ultimate load	10,3 > 10,8 KN
	loading class	5
<b>IF tubular</b> 	center of panel - deflection 2,5 mm	3,6 > 3,8 KN
	center of panel - ultimate load	10,8 > 11,3 KN
	loading class	5

**EN** The load resistance tests have been performed in CBI Europe's internal laboratory and simulate the test method indicated by UNI EN 12825: 2001. The results obtained at a height of 20 cm may vary depending on the installation and the general conditions of the site. If the project requires a certification from a third party this must be explicitly requested. **IT** Le prove di resistenza al carico sono state eseguite nel laboratorio interno CBI Europe e simulano il metodo di prova indicato dalla normativa UNI EN 12825:2001. I risultati ottenuti ad un'altezza di 20 cm possono variare in funzione dell'installazione e delle condizioni generali del cantiere. Qualora il progetto richieda una certificazione da un ente terzo questa dovrà essere espressamente richiesta.

## CALCIUM SULPHATE PANELS › SEMI-ENCAPSULATED STEEL

PANNELLO IN SOLFATO DI CALCIO SEMI-INCAPSULATO IN ACCIAIO

calcium sulphate *solfato di calcio* 600 x 600 mm

galvanized steel *acciaio zincato* 0.5 mm

covering: lay-loose tiles (carpet, pvc, rubber)

*rivestimento superiore: moquette autoposante, gomma, pvc autoposante.*






REI 60

S-P-02180 EPD®  
environdec.com



TECHNICAL SPECIFICATIONS	CBI28S	CBI31S
	h 28 mm / kg 13,25	h 31 mm / kg 14,50
fire reaction UNI EN 13501-1	A1	
fire resistance UNI EN 13501-2	> REI 60 <	

### TECHNICAL FEATURES UNI EN 12825

CBI/ST	center of panel - deflection 2,5 mm	3,4 › 4KN
	center of panel - ultimate load	8,6 › 8,8 KN
	loading class	3
CBI/CR	center of panel - deflection 2,5 mm	4,2 › 4,6 KN
	center of panel - ultimate load	9,6 › 10,2 KN
	loading class	4 › 5
IF tubolar	center of panel - deflection 2,5 mm	4,7 › 4,9 KN
	center of panel - ultimate load	9,9 › 10,5 KN
	loading class	4 › 5

**EN** The load resistance tests have been performed in CBI Europe's internal laboratory and simulate the test method indicated by UNI EN 12825: 2001. The results obtained at a height of 20 cm may vary depending on the installation and the general conditions of the site. If the project requires a certification from a third party this must be explicitly requested. **IT** Le prove di resistenza al carico non sono state eseguite nel laboratorio interno CBI Europe e simulano il metodo di prova indicato dalla normativa UNI EN 12825:2001. I risultati ottenuti ad un'altezza di 20 cm possono variare in funzione dell'installazione e delle condizioni generali del cantiere. Qualora il progetto richieda una certificazione da un ente terzo questa dovrà essere espressamente richiesta.

BARE PANELS

**WOODCORE PANELS › FULLY STEEL ENCAPSULATED***PANNELLO IN CONGLOMERATO LIGNEO INCAPSULATO IN ACCIAIO***woodcore high density** conglomerato ligneo 600 x 600 mm**galvanized steel** acciaio zincato 0.5 mm**covering: lay-loose tiles (carpet, pvc, rubber)***rivestimento superiore: moquette autoposante, gomma, pvc autoposante.*S-P-02179 EPD®  
environdec.com

TECHNICAL SPECIFICATIONS	CBL1 h 23 mm / kg 8,40	CBL h 26 mm / kg 9,00	CBM h 29 mm / kg 9,90	CBH h 31 mm / kg 10,30
fire reaction UNI EN 13501-1	Bfl-s1			
fire resistance UNI EN 13501-2	REI 30			

**TECHNICAL FEATURES UNI EN 12825**

<b>CBI/ST</b> 	center of panel - deflection 2,5 mm	3,6 > 5,1 KN
	center of panel - ultimate load	9,5 > 15,7 KN
	loading class	4 > 6
<b>CBI/CR</b> 	center of panel - deflection 2,5 mm	4,7 > 5,3 KN
	center of panel - ultimate load	12,0 > 16,4 KN
	loading class	6
<b>IF tubular</b> 	center of panel - deflection 2,5 mm	4,9 > 5,6 KN
	center of panel - ultimate load	12,7 > 14,6 KN
	loading class	6

**EN** The load resistance tests have been performed in CBI Europe's internal laboratory and simulate the test method indicated by UNI EN 12825: 2001. The results obtained at a height of 20 cm may vary depending on the installation and the general conditions of the site. If the project requires a certification from a third party this must be explicitly requested. **IT** Le prove di resistenza al carico sono state eseguite nel laboratorio interno CBI Europe e simulano il metodo di prova indicato dalla normativa UNI EN 12825:2001. I risultati ottenuti ad un'altezza di 20 cm possono variare in funzione dell'installazione e delle condizioni generali del cantiere. Qualora il progetto richieda una certificazione da un ente terzo questa dovrà essere espressamente richiesta.



## WOODCORE PANELS › FULLY STEEL ENCAPSULATED

PANNELLO IN CONGLOMERATO LIGNEO INCAPSULATO IN ACCIAIO

**woodcore high density** conglomerato ligneo 600 x 600 mm

**galvanized steel** acciaio zincato 0.5 mm

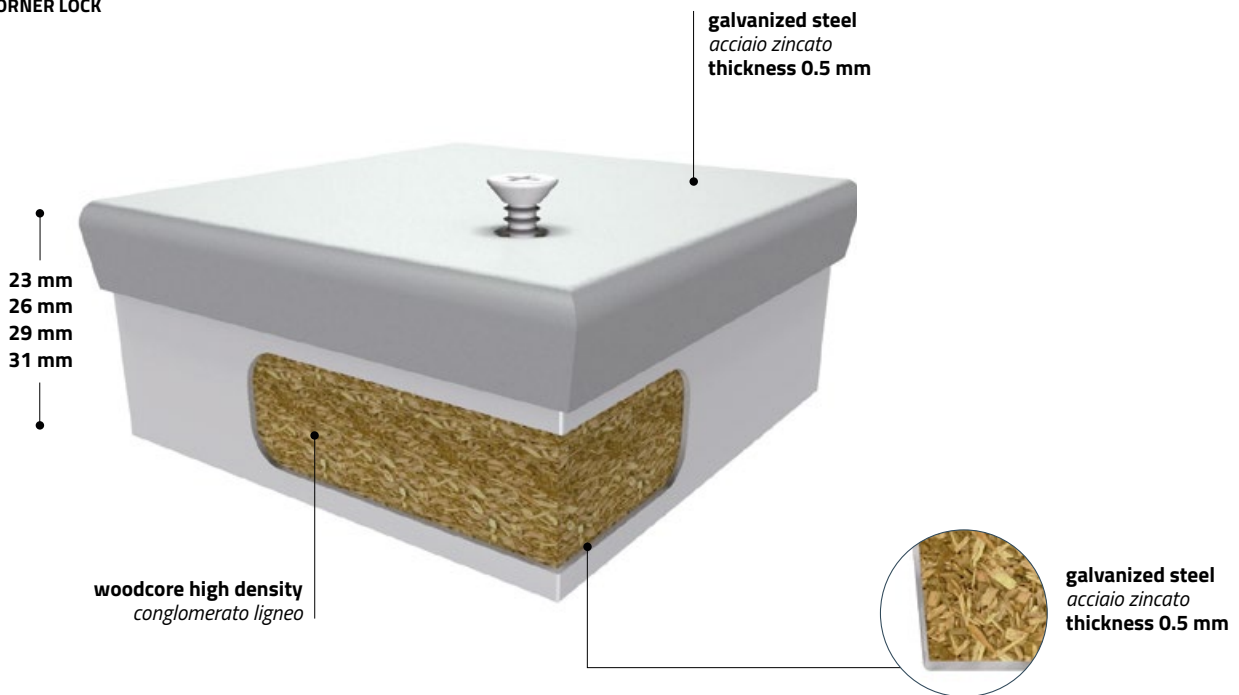
**covering: lay-loose tiles (carpet, pvc, rubber)**

*rivestimento superiore: moquette autoposante, gomma, pvc autoposante.*



CORNER LOCK


S-P-02179 EPD®  
environdec.com



TECHNICAL SPECIFICATIONS	CBL1	CBL	CBM	CBH
	h 23 mm / kg 8,40	h 26 mm / kg 9,00	h 29 mm / kg 9,90	h 31 mm / kg 10,30
fire reaction UNI EN 13501-1	Bfl-s1			
fire resistance UNI EN 13501-2	REI 30			
<b>TECHNICAL FEATURES UNI EN 12825</b>				
<b>CBI/ST</b> 	center of panel - deflection 2,5 mm	3,6 › 5,1 KN		
	center of panel - ultimate load	9,5 › 15,7 KN		
	loading class	4 › 6		

**EN** The load resistance tests have been performed in CBI Europe's internal laboratory and simulate the test method indicated by UNI EN 12825: 2001. The results obtained at a height of 20 cm may vary depending on the installation and the general conditions of the site. If the project requires a certification from a third party this must be explicitly requested. **IT** Le prove di resistenza al carico non sono state eseguite nel laboratorio interno CBI Europe e simulano il metodo di prova indicato dalla normativa UNI EN 12825:2001. I risultati ottenuti ad un'altezza di 20 cm possono variare in funzione dell'installazione e delle condizioni generali del cantiere. Qualora il progetto richieda una certificazione da un ente terzo questa dovrà essere espressamente richiesta.

## BARE PANELS

**CALCIUM SULPHATE PANELS › FULLY STEEL ENCAPSULATED***PANNELLO IN SOLFATO DI CALCIO INCAPSULATO IN ACCIAIO***calcium sulphate** *solfo di calcio* **600 x 600 mm****galvanized steel** *acciaio zincato* **0.5 mm****covering: lay-loose tiles (carpet, pvc, rubber)***rivestimento superiore: moquette autoposante, gomma, pvc autoposante.***REI 60****S-P-02180 EPD®**  
environdec.com

TECHNICAL SPECIFICATIONS	CBL1/S h 23 mm / kg 12,50	CBM/S h 28 mm / kg 14,65	CBH/S h 31 mm / kg 15,50
fire reaction UNI EN 13501-1	A1		
fire resistance UNI EN 13501-2	<b>&gt; REI 60 &lt;</b>		

**TECHNICAL FEATURES UNI EN 12825**

	center of panel - deflection 2,5 mm	3,5 > 5,5 KN
	center of panel - ultimate load	10,6 > 14,5 KN
	loading class	5 > 6
	center of panel - deflection 2,5 mm	3,6 > 5,8 KN
	center of panel - ultimate load	11,2 > 15,2 KN
	loading class	5 > 6
	center of panel - deflection 2,5 mm	3,9 > 6,1 KN
	center of panel - ultimate load	11,8 > 16,0 KN
	loading class	5 > 6

**EN** The load resistance tests have been performed in CBI Europe's internal laboratory and simulate the test method indicated by UNI EN 12825: 2001. The results obtained at a height of 20 cm may vary depending on the installation and the general conditions of the site. If the project requires a certification from a third party this must be explicitly requested. **IT** Le prove di resistenza al carico sono state eseguite nel laboratorio interno CBI Europe e simulano il metodo di prova indicato dalla normativa UNI EN 12825:2001. I risultati ottenuti ad un'altezza di 20 cm possono variare in funzione dell'installazione e delle condizioni generali del cantiere. Qualora il progetto richieda una certificazione da un ente terzo questa dovrà essere espressamente richiesta.

## CALCIUM SULPHATE PANELS › FULLY STEEL ENCAPSULATED

PANNELLO IN SOLFATO DI CALCIO INCAPSULATO IN ACCIAIO

calcium sulphate *solfo di calcio* 600 x 600 mm

galvanized steel *acciaio zincato* 0.5 mm

covering: lay-loose tiles (carpet, pvc, rubber)

*rivestimento superiore: moquette autoposante, gomma, pvc autoposante.*

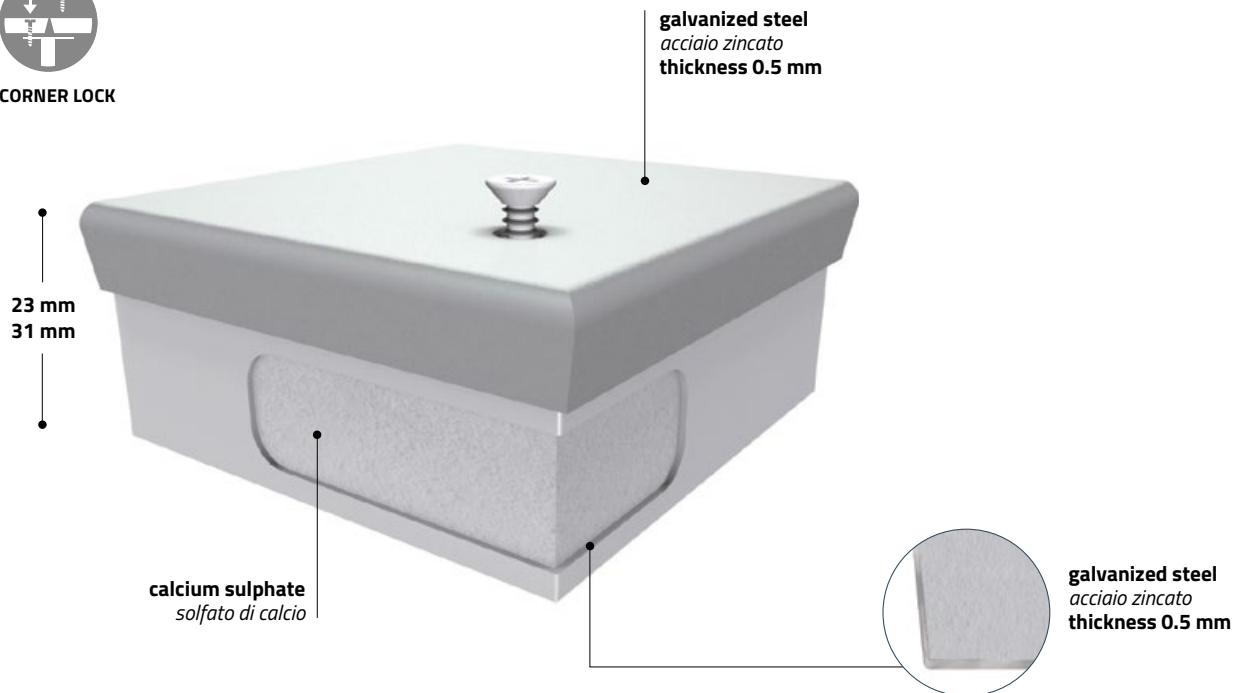


**REI 60**

S-P-02180 EPD®  
environdec.com



**CORNER LOCK**




TECHNICAL SPECIFICATIONS	CBL1/S CORNER LOCK h 23 mm / kx 12,50	CBH/S CORNER LOCK h 31 mm / kg 15,50
fire reaction UNI EN 13501-1	A1	
fire resistance UNI EN 13501-2	<b>&gt; REI 60 &lt;</b>	

### TECHNICAL FEATURES UNI EN 12825

CBI/ST	center of panel - deflection 2,5 mm	3,5 › 5,5 KN
	center of panel - ultimate load	10,6 › 14,5 KN
	loading class	5 › 6
CBI/CR	center of panel - deflection 2,5 mm	
	center of panel - ultimate load	
	loading class	

**EN** The load resistance tests have been performed in CBI Europe's internal laboratory and simulate the test method indicated by UNI EN 12825: 2001. The results obtained at a height of 20 cm may vary depending on the installation and the general conditions of the site. If the project requires a certification from a third party this must be explicitly requested. **IT** Le prove di resistenza al carico non sono state eseguite nel laboratorio interno CBI Europe e simulano il metodo di prova indicato dalla normativa UNI EN 12825:2001. I risultati ottenuti ad un'altezza di 20 cm possono variare in funzione dell'installazione e delle condizioni generali del cantiere. Qualora il progetto richieda una certificazione da un ente terzo questa dovrà essere espressamente richiesta.

## BARE PANELS

**CALCIUM SULPHATE PANELS › TONGUE & GROOVE****PANNELLO IN SOLFATO DI CALCIO TONGUE&GROOVE****calcium sulphate high density** *solfo di calcio ad alta densità* **600 x 600 mm****galvanized steel** *acciaio zincato* **0.5 mm****covering: PVC rubber, linoleum, carpet, ceramic tiles, marble, granite, parquet.***rivestimento superiore: PVC, linoleum, moquette, gres porcellanato, marmo, granito, parquet.*

TECHNICAL SPECIFICATIONS	<b>CB130TG</b> h 30,5 mm / kg 14,50	<b>CB136TG</b> h 36,5 mm / kg 17,00
--------------------------	--	--

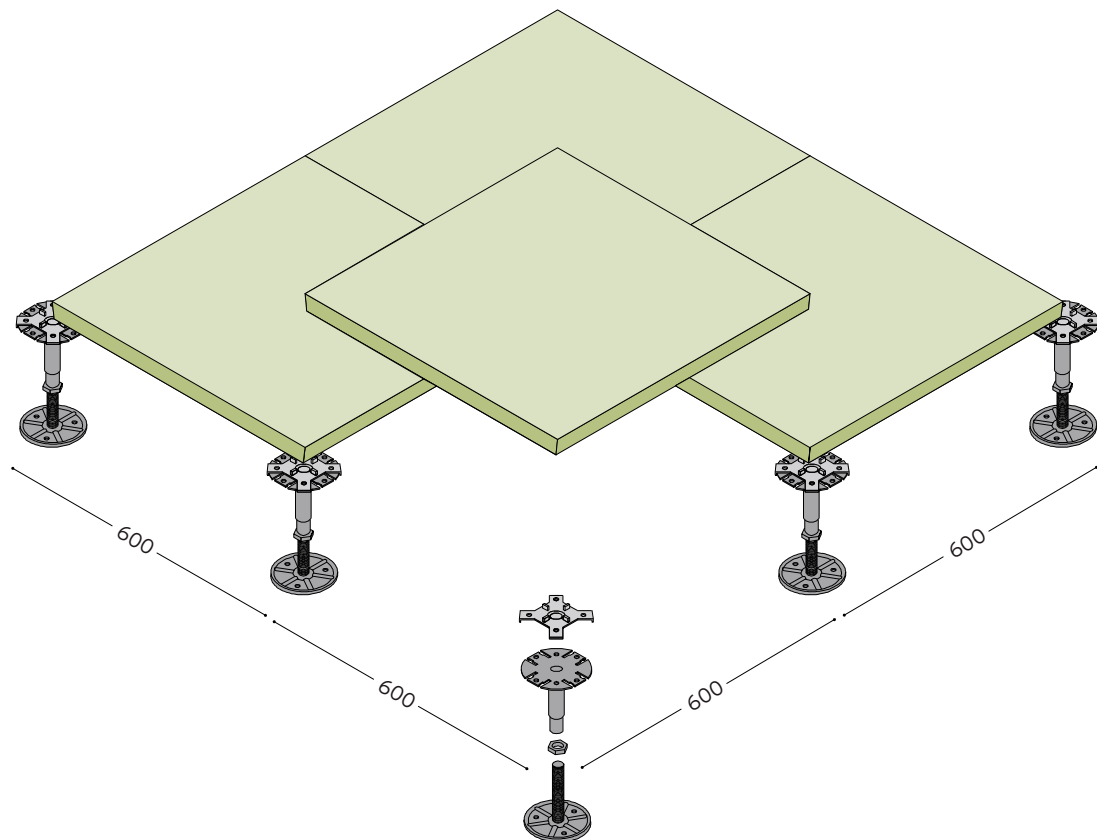
fire reaction UNI EN 13501-1	A1	
fire resistance UNI EN 13501-2	<b>&gt; REI 60 &lt;</b>	

**TECHNICAL FEATURES UNI EN 12825**

	center of panel - deflection 2,5 mm	4,7 > 5,6 kn
	center of panel - ultimate load	9,7 > 11,2 kn
	loading class	4 > 5
	center of panel - deflection 2,5 mm	4,8 > 5,9 kn
	center of panel - ultimate load	9,8 > 11,8 kn
	loading class	4 > 5
	center of panel - deflection 2,5 mm	5,2 > 6,2 kn
	center of panel - ultimate load	10,7 > 12,3 kn
	loading class	5 > 6

**EN** The load resistance tests have been performed in CBI Europe's internal laboratory and simulate the test method indicated by UNI EN 12825: 2001. The results obtained at a height of 20 cm may vary depending on the installation and the general conditions of the site. If the project requires a certification from a third party this must be explicitly requested. **IT** Le prove di resistenza al carico sono state eseguite nel laboratorio interno CBI Europe e simulano il metodo di prova indicato dalla normativa UNI EN 12825:2001. I risultati ottenuti ad un'altezza di 20 cm possono variare in funzione dell'installazione e delle condizioni generali del cantiere. Qualora il progetto richieda una certificazione da un ente terzo questa dovrà essere espressamente richiesta.

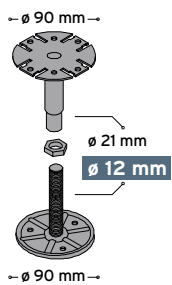
# FLOOR SYSTEM **CBI/ST** without stringers



ON REQUEST  
**conductive washer**  
 guarnizione conduttiva  
**HGT 300/C.1**

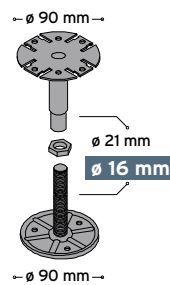
## ADJUSTABLE PEDESTAL PIEDINO REGOLABILE

### CBI F12



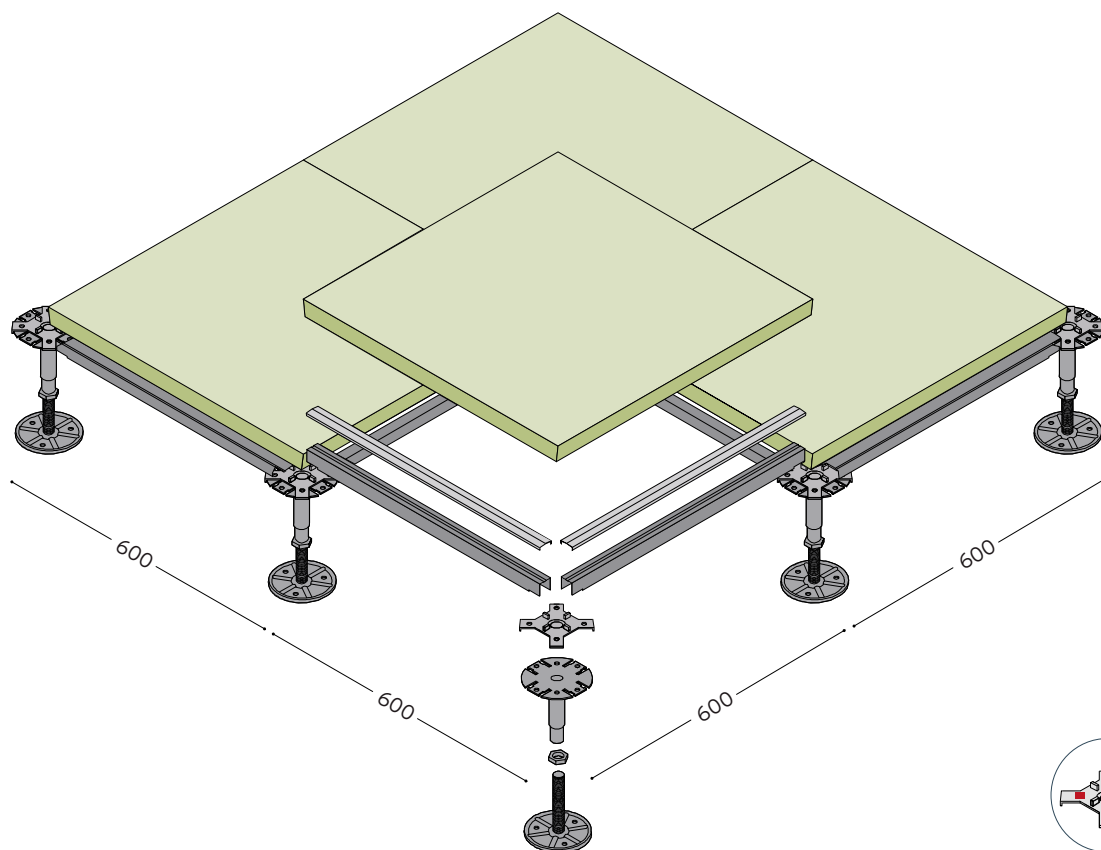
code	height/mm	weight/pcs
<b>CBIO3F12</b>	45/65	0,23 Kg
<b>CBIO4F12</b>	61/90	0,24 Kg
<b>CBIO5F12</b>	83/130	0,27 Kg
<b>CBIO6F12</b>	120/200	0,30 Kg

### CBI F16



code	height/mm	weight/pcs
<b>CBIO3F16</b>	45/65	0,30 Kg
<b>CBIO4F16</b>	61/90	0,34 Kg
<b>CBIO5F16</b>	83/130	0,39 Kg
<b>CBIO6F16</b>	120/200	0,45 Kg
<b>CBIO7F16</b>	170/290	0,55 Kg

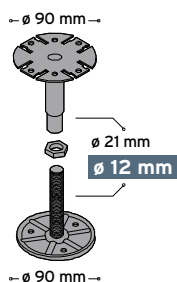
# FLOOR SYSTEM **CBI** with stringers



ON REQUEST  
conductive washer  
guarnizione conduttiva  
**HGT 300/C.1**

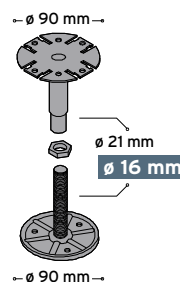
## ADJUSTABLE PEDESTAL PIEDINO REGOLABILE

### CBI F12



code	height/mm	weight/pcs
<b>CBIO3F12</b>	45/65	0,23 Kg
<b>CBIO4F12</b>	61/90	0,24 Kg
<b>CBIO5F12</b>	83/130	0,27 Kg
<b>CBIO6F12</b>	120/200	0,30 Kg

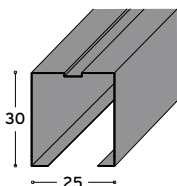
### CBI F16



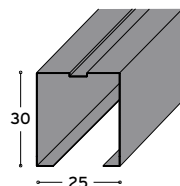
code	height/mm	weight/pcs
<b>CBIO3F16</b>	45/65	0,30 Kg
<b>CBIO4F16</b>	61/90	0,34 Kg
<b>CBIO5F16</b>	83/130	0,39 Kg
<b>CBIO6F16</b>	120/200	0,45 Kg
<b>CBIO7F16</b>	170/290	0,55 Kg
<b>CBIO8F16</b>	250/390	0,70 Kg
<b>CBIO9F16</b>	350/490	0,83 Kg
<b>CBIO10F16</b>	450/650	1,00 Kg

## STRINGERS TRAVERSA

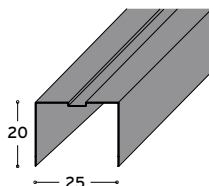
### T536/A HEAVY



### T536/L LIGHT



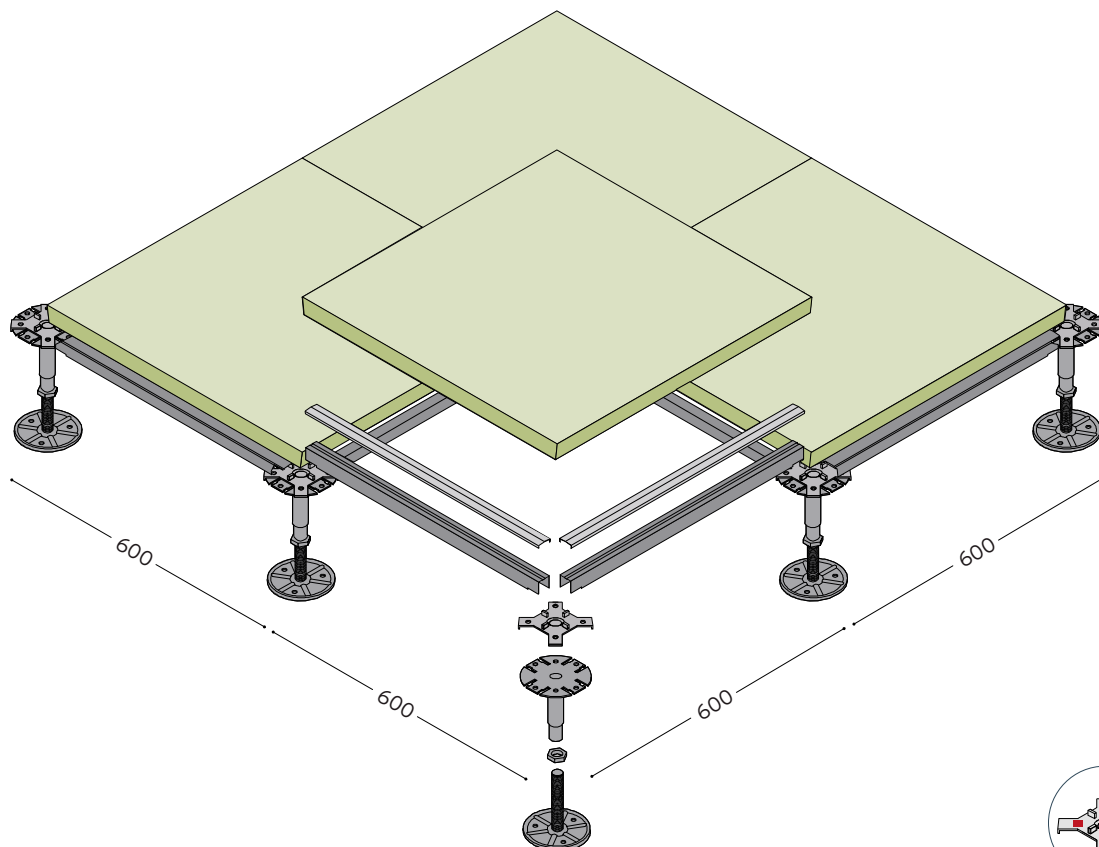
### T536/S SPACER



open section stringer made with galvanised steel,  
Clip-On System with PVC washer.  
traversa di collegamento a sezione aperta in acciaio zincato  
mod. Clip-On con guarnizioni di tenuta.

**T536/A** 30 x 25 x 1 mm  
**T536/L** 30 x 25 x 0,7 mm  
**T536/S** 20 x 25 x 0,7 mm

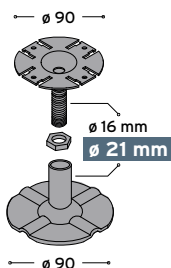
# FLOOR SYSTEM **CR**



ON REQUEST  
**conductive washer**  
 guarnizione conduttiva  
**HGT 300/C.1**

## ADJUSTABLE PEDESTAL PIEDINO REGOLABILE

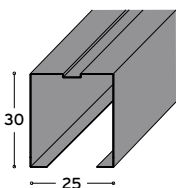
**CR**



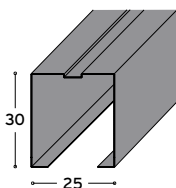
code	height/mm	weight/pcs
<b>CR00F16</b>	120/200	0,55 Kg
<b>CR01F16</b>	200/350	0,68 Kg
<b>CR02F16</b>	350/550	0,94 Kg
<b>CR03F18</b>	550/800	1,34 Kg
<b>CR04F20</b>	800/1050	1,85 Kg
<b>CR05F20</b>	1050/1300	2,14 Kg

## STRINGERS TRAVERSA

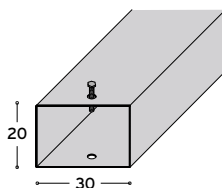
**T536/A**  
HEAVY



**T536/L**  
LIGHT



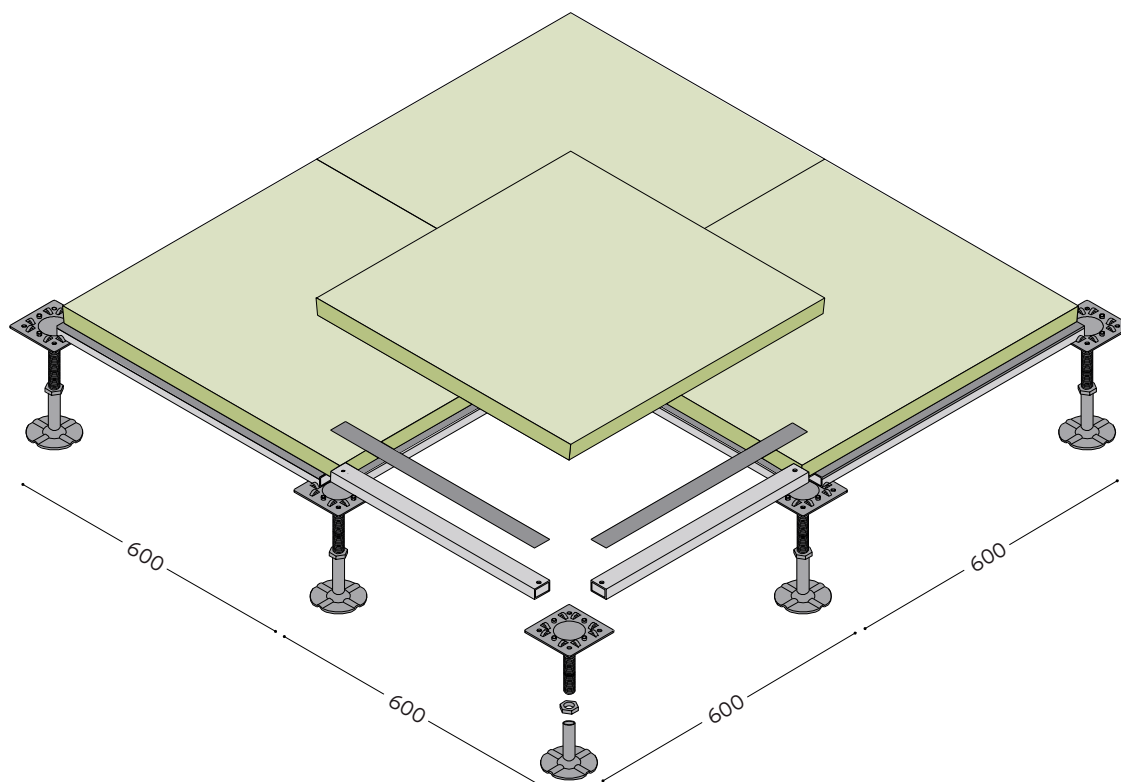
**TT535**



open section stringer made with galvanised steel,  
 Clip-On / Screw Down System with PVC washer.  
 traversa di collegamento a sezione aperta in acciaio zincato  
 mod. Clip-On / Screw Down con guarnizioni di tenuta.

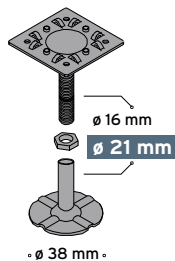
**T536/A** 30 x 25 x thk sp. 1 mm  
**T536/L** 30 x 25 x thk sp. 0,7 mm  
**TT535** 20 x 30 x thk sp. 0,8 mm

# FLOOR SYSTEM IF



## ADJUSTABLE PEDESTAL PIEDINO REGOLABILE

IF

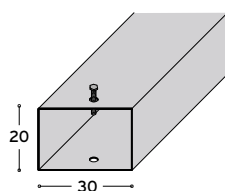
—  $\varnothing$  90 mm —

code	height/mm	weight/pcs	code	height/mm	weight/pcs
<b>IF1622</b>	160/220	0,70 Kg	<b>IF4854</b>	480/540	1,00 Kg
<b>IF2128</b>	210/280	0,75 Kg	<b>IF5359</b>	530/590	1,05 Kg
<b>IF2734</b>	270/340	0,80 Kg	<b>IF5873</b>	580/730	1,25 Kg
<b>IF3339</b>	330/390	0,85 Kg	<b>IF7287</b>	720/870	1,40 Kg
<b>IF3844</b>	380/440	0,90 Kg	<b>IF8699</b>	860/990	1,70 Kg
<b>IF4349</b>	430/490	0,95 Kg			

-  $\varnothing$  38 mm -

## STRINGERS TRAVERSA

TT536

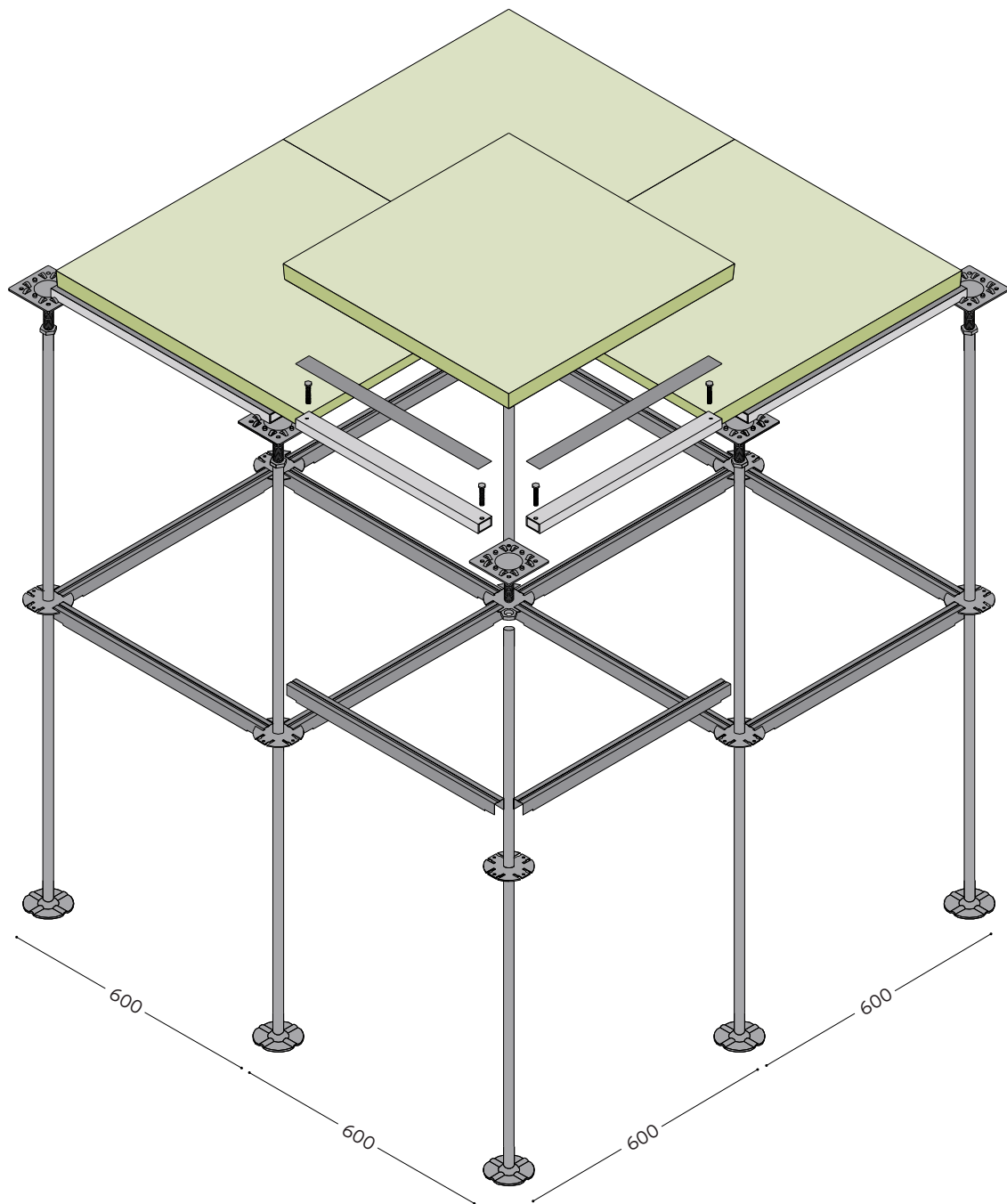


open section stringer made with galvanised steel,  
Screw Down System with PVC washer.  
traversa di collegamento a sezione aperta in acciaio zincato  
mod. Screw Down con guarnizioni di tenuta.

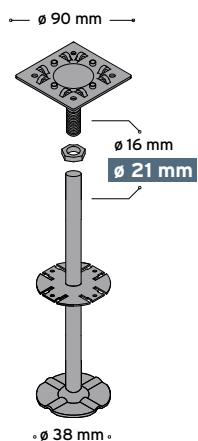
**TT536 20 x 30 x thk sp. 1 mm**



# FLOOR SYSTEM **IF PLUS**

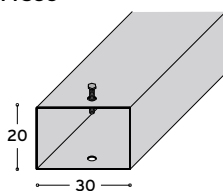


---

**ADJUSTABLE PEDESTAL** PIEDINO REGOLABILE
**IF PLUS**

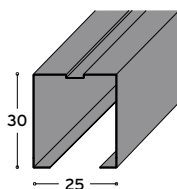
code	height/mm	weight/pcs
<b>IF PLUS 1000/1250</b>	1000/1250	1,50 Kg
<b>IF PLUS 1250/1500</b>	1250/1500	1,80 Kg

---

**STRINGERS TRAVERSA**
**TT536**

open section stringer made with galvanised steel,  
Screw Down System with PVC washer.  
traversa di collegamento a sezione aperta in acciaio  
zincato mod. Screw Down con guarnizioni di tenuta.

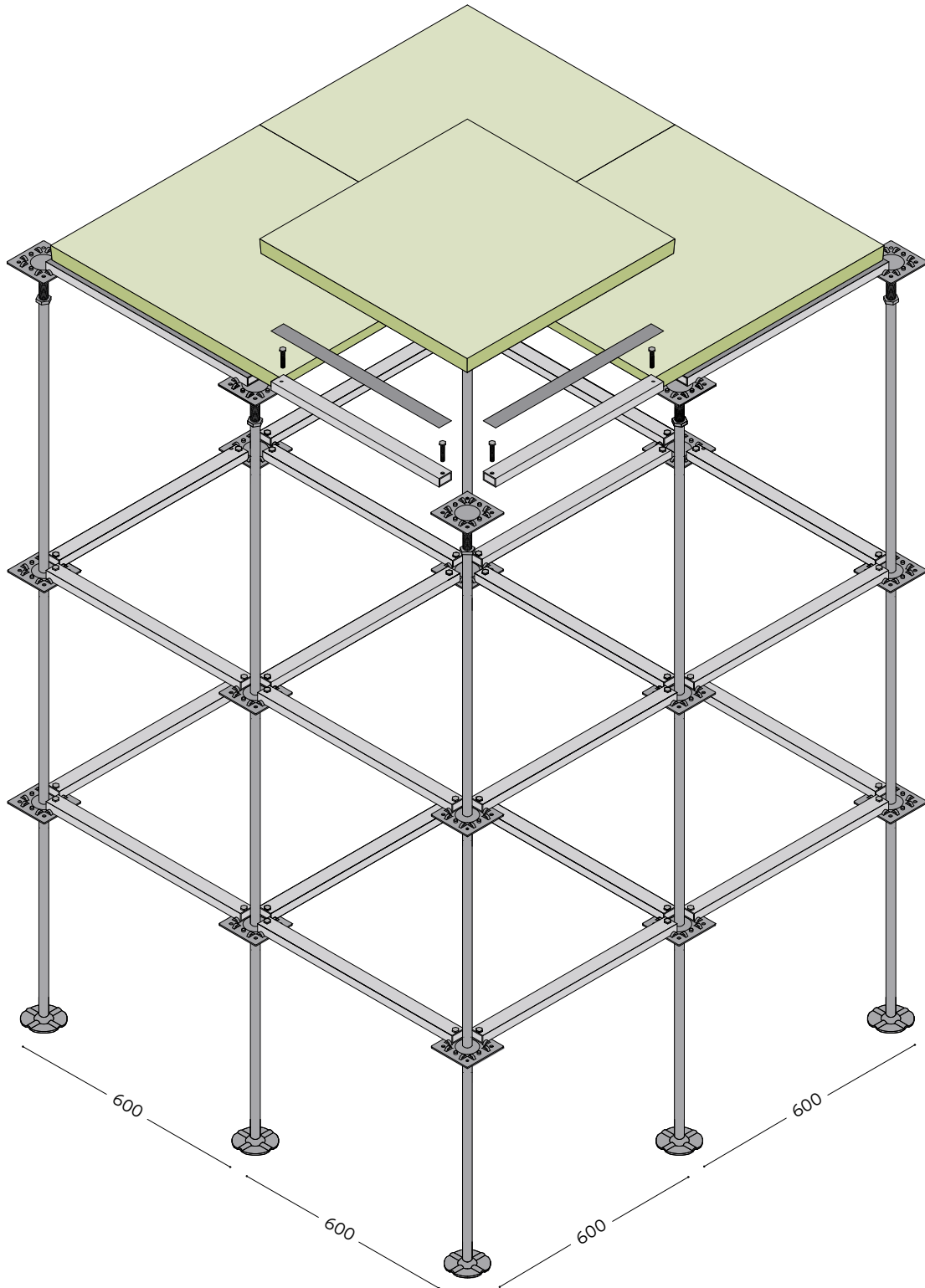
**TT536 20 x 30 x thk sp. 1 mm**

**T536/A**

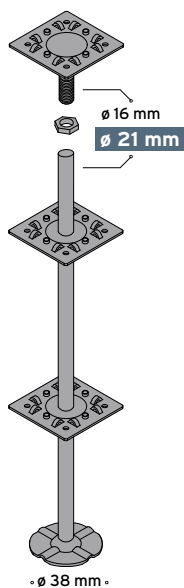
open section stringer made with galvanised steel,  
Clip-On System with PVC washer.  
traversa di collegamento a sezione aperta in acciaio  
zincato mod. Clip-On con guarnizioni di tenuta.

**T536/A 30 x 25 x thk sp. 1 mm**

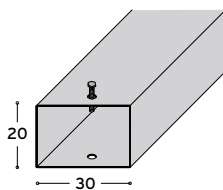
# FLOOR SYSTEM **IF PLUS EXTRA**



---

**ADJUSTABLE PEDESTAL** **PIEDINO REGOLABILE**
**IF PLUS EXTRA**—  $\varnothing$  90 mm —

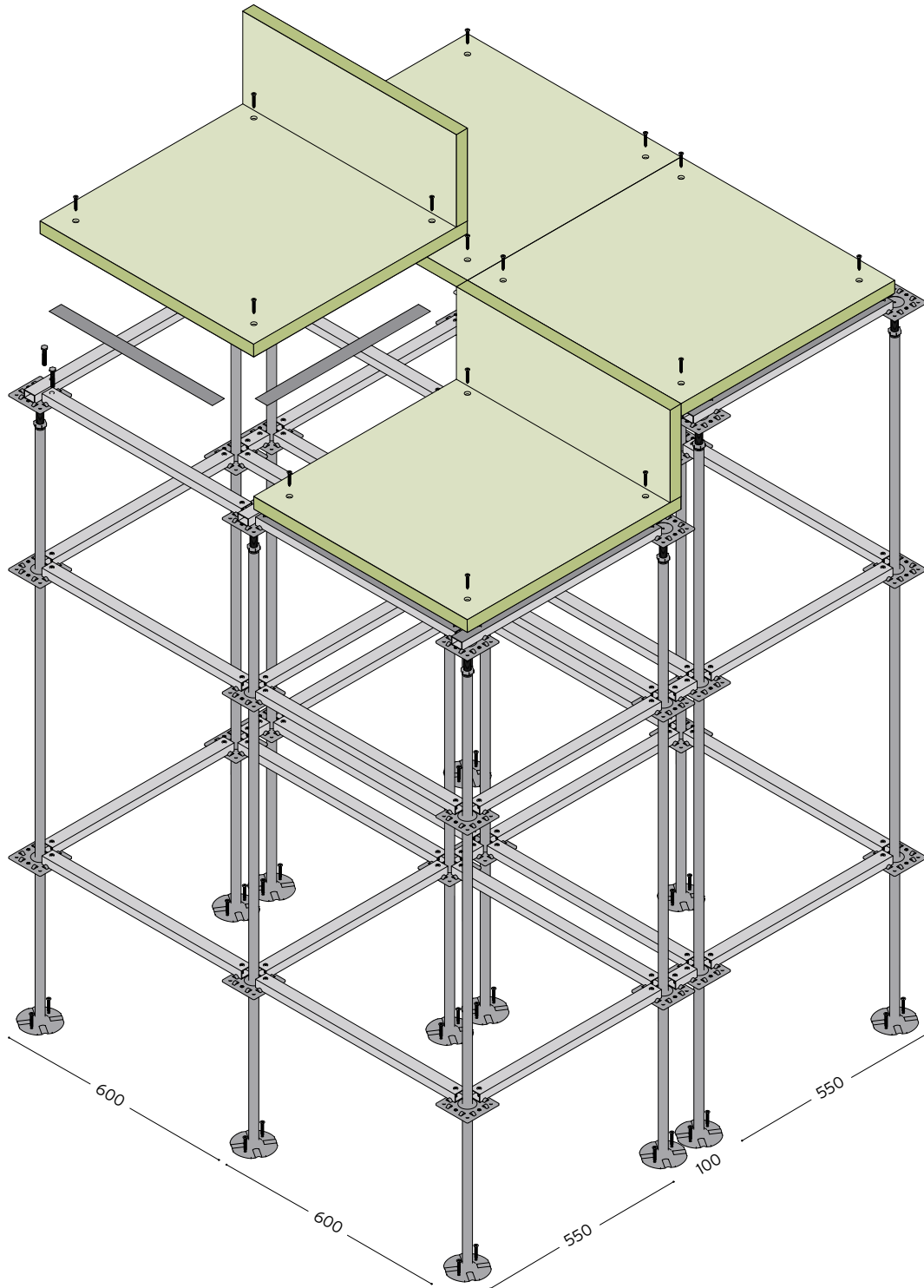
code	height/mm	weight/pcs
<b>IF PLUS EXTRA 1500/2000</b>	1500/2000	3,00 Kg

**STRINGERS TRAVERSA****TT536**

open section stringer made with galvanised steel,  
Screw Down System with PVC washer.  
traversa di collegamento a sezione aperta in acciaio  
zincato mod. Screw Down con guarnizioni di tenuta.

**TT536 20 x 30 x thk sp. 1 mm**


# FLOOR SYSTEM **STADIO**



**ADJUSTABLE PEDESTAL** PIEDINO REGOLABILE

**IF PLUS EXTRA**

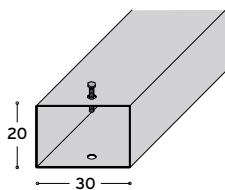
—  $\varnothing$  90 mm —



code	height/mm	weight/pcs
<b>IF PLUS EXTRA 1500/2000</b>	1500/2000	3,00 Kg

**STRINGERS TRAVERSA**

**TT536**

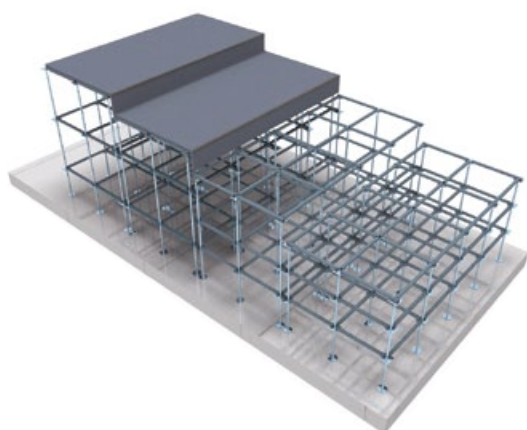




open section stringer made with galvanised steel, Screw Down System with PVC washer.  
traversa di collegamento a sezione aperta in acciaio zincato mod. Screw Down con guarnizioni di tenuta.

**TT536 20 x 30 x thk sp. 1 mm**

Stadio System of Cbi Europe is the ideal solution for new constructions or renovations of cinemas, theaters, conference halls and amphitheatres. Sopraelevazione hi-tech. Stadio System di Cbi Europe è la soluzione ideale per nuove realizzazioni o ristrutturazioni di cinema, teatri, sale conferenza.

**100% INSPECTABLE**






**ARCHITECTURE** ceramic tiles *gres porcellanato*

available sizes *formato disponibile* 600 x 600 x 10,5 mm


available finishing: unpolished *finiture disponibili: naturale*




dark ivory matt




beige matt



light brown matt




dark brown matt




warm grey matt




cool grey matt



light grey matt



medium grey matt



dark grey matt



**HABITAT** ceramic tiles *gres porcellanato*

available sizes *formato disponibile* **600 x 600 x 10,5 mm**

available finishing: **unpolished** *finiture disponibili: naturale*




**60DG**




**60G**



**60A**



**60N**




**60W**


**METEOR** ceramic tiles *gres porcellanato*

available sizes *formato disponibile* 600 x 600 x 10,5 mm


available finishing: unpolished / polished *finiture disponibili: naturale / levigata*




**beige**



**brown**




**grigio**



**almond**




**perla**




**nero**




**india green**



**bianco**



**grafite**



**blu**

**MARMOKER** ceramic tiles marble imitation gres porcellanato effetto marmorizzato

available sizes *formato disponibile* 600 x 600 x 10,5 mm

available finishing: **polished** *finiture disponibili: levigata*



**bardiglio imperiale**



**breccia carsica**




**pulpis tortora**




**travertino romano**




**travertino bianco**



**nero creta**



**statuario grigio**



**crema select**




**statuario oro**


## SOLID WOOD PARQUET essences *essenze*

available sizes *formato disponibile* 600 x 600


standard thickness *spessore standard* 4 mm · other thickness on request *altri spessori a richiesta*




iroko · *iroko*




oak · *rovere*




doussié africa · *africa doussié*




beech · *faggio*



ash · *frassino*




afromosia · *afromosia*



teak · *teak*




europe cherry · *ciliegio europa*



europe walnut · *noce europa*




europe maple · *acero europa*

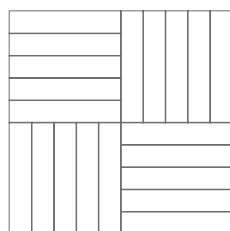


wengé · *wengé*

### PARQUET DESIGN



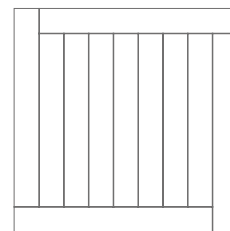
quarterdeck · *cassero*



mosaic · *mosaico*



main deck · *tolda di nave*




friuli · *friuli*

Other types of solid wood parquet available on request *Altri tipi di parquet disponibili a richiesta*

## **SOLID WOOD BAMBOO** bamboo bambú

**available sizes** *formato disponibile* **600 x 600**

**standard thickness** *spessore standard* **5 mm**



**oak bamboo** · *rovere bamboo*

Strong, environment-friendly, and extremely stable.

The addition of a bamboo finish to CBI Europe's raised access floor range offers a greener, alternative floor surface. The introduction of bamboo is tangible proof of CBI Europe's commitment to protecting the environment.

Bamboo is not only extremely strong but is the world's fastest growing plant (it can grow up to a metre a day in tropical regions). Use of bamboo therefore makes a major contribution to reducing the problem of deforestation. Often referred to as "natural steel", bamboo is cool to the touch in the summer and warm in the winter.



**ash bamboo** · *frassino bamboo*

*Resistente, ecocompatibile ed altamente stabile.*

*L'inserimento della finitura in bambu all'interno della gamma Raised Access Floors rappresenta la scelta verde ed alternativa di CBI, frutto di un concreto impegno a vantaggio dell'ambiente: il bambu non è solamente una pianta molto resistente, ma è anche quella con la crescita più rapida al mondo - oltre un metro al giorno nelle regioni tropicali - fattore che riduce di fatto il problema delle deforestazioni.*

*Denominato anche "acciaio naturale", risulta al tatto fresco d'estate e caldo d'inverno.*

## LINOLEUM

available sizes *formato disponibile* 600 x 600 mm


thickness *spessore* 2,0 / 2,5 / 3,2 mm




amber



applegreen



begonia




camel




charcoal




coral




corn




durango



granata




graphite




grass




hyacinth



mint



navy



ocean



pale pink




pebble




salmon




silk




storm




terracotta




tiger eye



travertine



white




willow green

The linoleum tiles used from CBI Europe are all original Tarkett. *I linoleum utilizzati da CBI Europe sono tutti originali Tarkett*  
 Other types of linoleum, available on request. *Altri tipi di linoleum disponibili a richiesta*


## ANTISTATIC HPL - STANDARD

available sizes *formato disponibile* 600 x 600 mm

thickness *spessore* 0,9 mm · other thickness on request *altri spessori a richiesta*




577 grey · grigio




576 ivory · avorio



1666 beech · faggio



1611 maple · acero




1329 doussié · doussié



650 oak texas · rovere texas




2810 cement \_ cemento




616 walnut sabec · noce sabec



1385 ash white · bianco cenere



1661 oak · rovere montano



671 rustic beech · faggio rustico



548 rocks · piacentina



546 rocks · tivoli

Other types of antistatic HPL available on request *Altri tipi di laminato antistatico disponibili a richiesta*

The standard coverings used are all original Abet Walkprint finishing type SEI. *I rivestimenti standard utilizzati sono tutti originali Abet Walkprint finitura SEI.*

## ANTISTATIC PVC - MIPOLAM CLASSIC

available sizes *formato disponibile* 600 x 600 mm

thickness *spessore* 2,0 mm




0003 ivory



0010 azure








0120 borneo



0108 pepper



0002 platinum

Total Thickness	EN ISO 24346 (EN 428)	mm	2.0
Weight	EN ISO 23997 (EN 430)	g/sq.m	3300
Width/Length of Sheet	EN ISO 24341 (EN 426)	cm/lm	200/20
Tile size	EN ISO 24342 (EN 427)	mm	300 x 300* / 608 x 608
Number of tiles per package	-	-	50/20
<b>classification</b>			
Norm/Product Specification	-	-	EN ISO 10581 (EN 649)
European classification	EN ISO 10874 (EN 685)	class	34-43
Fire rating	EN 13 501-1	class	Bfl-s1
Static electrical propensity	EN 1815	kV	< 2
<b>performance</b>			
Wear resistance	EN 660.2	mm <sup>3</sup>	7.5
Wear Group	NF 189	group	M
Type Binder content	EN ISO 10581	type	II
Dimensional stability	EN ISO 23999 (EN 434)	%	sheet 0.40 tile 0.25
Residual indentation	EN ISO 24343-1 (EN 433)	mm	0.03
Castor Chair test (type W)	ISO 4918 (EN 425)	-	OK
Thermal Conductivity	EN ISO 10456 (EN 12524)	W/(m.K)	0.25
Colour Fastness	EN 20 105-B 02	degree	6
Surface Treatment	-	-	PUR
Chemical Products fastness	EN ISO 26987 (EN 423)	class	OK
<b>environment / indoor air quality</b>			
TVOC after 28 days	ISO 16000-6	µg/ m <sup>3</sup>	< 10
<b>CE marking</b>			
	EN 14 041	-	   


\*upon special request



## DISSIPATIVE FLOORING - MIPOLAM ROBUST EL7 STATIC

available sizes *formato disponibile* 600 x 600 mm

thickness *spessore* 2,0 mm



0002 platinum

0003 ivory

0005 steel

0013 pewter

0112 storm

0306 green

Total Thickness	EN ISO 24346 (EN 428)	mm	2.0
Weight	EN ISO 23997 (EN 430)	g/sq.m	3300
Width/Length of Sheet	EN ISO 24341 (EN 426)	cm/lm	200/20
Tile size	EN ISO 24342 (EN 427)	mm	608 x 608
Number of tiles per package	-	-	20
<b>classification</b>			
Norm/Product Specification	-	-	EN ISO 10581 (EN 649)
European classification	EN ISO 10874 (EN 685)	class	34-43
Fire rating	EN 13 501-1	class	Bfl-s1
Electrical resistance (1)	EN 1081	Ohm	106 R t 10 8
Static electrical propensity	EN 1815	kV	< 2
<b>performance</b>			
Wear resistance	EN 660.2	mm <sup>3</sup>	< 7.5
Wear Group	NF 189	group	M
Type Binder content	EN ISO 10581	type	II
Dimensional stability	EN ISO 23999 (EN 434)	%	sheet 0.40 tile 0.25
Residual indentation	EN ISO 24343-1 (EN 433)	mm	0.03
Castor Chair test (type W)	ISO 4918 (EN 425)	-	OK
Thermal Conductivity	EN ISO 10456 (EN 12524)	W/(m.K)	0.25
Colour Fastness	EN 20 105-B 02	degree	6
Surface Treatment	-	-	PUR
Chemical Products fastness	EN ISO 26987 (EN 423)	class	OK
<b>environment / indoor air quality</b>			
TVOC after 28 days	ISO 16000-6	µg/ m <sup>3</sup>	< 10
<b>ce marking</b>			



EN 14 041

-




(1) Measured before installation


## CONDUCTIVE PVC - MIPOLAM TECHNIC EL5

available sizes *formato disponibile* 600 x 600 mm

thickness *spessore* 0,9 mm · other thickness on request *altri spessori a richiesta*



0635 white



0636 grey




0637 light blue



0638 blue



0639 green



0640 beige

Total Thickness	EN ISO 24346 (EN 428)	mm	2.0
	ASTM F386-02	inch	0.08
Weight	EN ISO 23997 (EN 430)	g/m <sup>2</sup>	3800
Tile size	EN ISO 24342 (EN 427)	mm	608 x 608
Number of tiles per package	-	-	20
<b>classification</b>			
Standard/Product Specification	-	-	EN ISO 10581 (EN 649)
European classification	EN ISO 10874 (EN 685)	class	34-43
Fire rating	EN 13 501-1	class	Bfl-s1
Electrical resistance (1)	EN 1081	Ohm	106 < Rt < 10 8
	IEC 61340 - 4 - 1	Ohm	< 10 9
	ANSI / ESD STM 7.1	Ohm	< 10 9
Static electrical propensity	EN 1815	kV	< 2
	IEC 61340 - 4 - 1	V	< 100 (2)
Protection against electrostatic discharges	ESD S20.20	-	OK
	IEC 61340 - 5 - 1	-	OK
<b>performance</b>			
Wear resistance	EN 660.2	mm <sup>3</sup>	< 4.0
Wear Group	NF 189	group	P
Type Binder content	EN ISO 10581	type	II
Dimensional stability	EN ISO 23999 (EN 434)	%	< 0.25
Residual indentation	EN ISO 24343-1 (EN 433)	mm	0.03
Castor Chair test (type W)	ISO 4918 (EN 425)	-	OK
Thermal Conductivity	EN ISO 10456 (EN 12524)	W/(m.K)	0.25
Colour Fastness	EN 20 105-B 02	degree	> 6
Chemical Products fastness	EN ISO 26987 (EN 423)	class	OK
<b>environment / indoor air quality</b>			
TVOC after 28 days	ISO 16000-6	µg/ m <sup>3</sup>	< 10
<b>ce marking</b>			
	EN 14 041	-	



EN 14 041

-

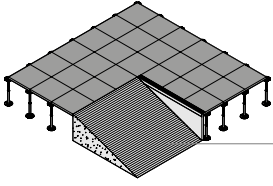


(1) Measured before installation

(2) Measured with ESD shoes (ABEBA and Uvex)

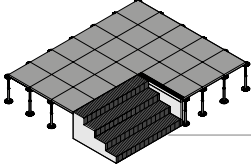
## ACCESSORIES ACCESSORI

### RAMPS AND CONNECTION STEPS *RAMPE E GRADINI DI COLLEGAMENTO*



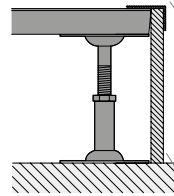
**\*mdf, connection step with anti-slip black rubber**  
\*rampa di collegamento in mdf con gomma millerighe antiscivolo

**R/RAC**



**\*mdf, connection step with anti-slip black rubber**  
\*rampa di collegamento in mdf con gomma millerighe antiscivolo

**G/Gan**



**A/ALL**  
**extruded aluminium molding**  
angolare antiscivolo in alluminio  
L 3400 x 40 x 25 mm

● 436 grey

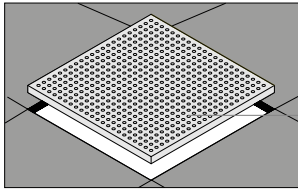
**FTN/12**  
**vertical upstand**  
fascia di tamponamento verticale  
thickness 12 mm

● 436 grey ● 421 black

○ 422 white


\*other ramp finishes available on request: HPL, PVC, linoleum · \*altre finiture rampa disponibili su richiesta: HPL laminato, PVC vinile, linoleum

### PERFORATED PANEL *PANNELLO FORATO*



**perforated panel for ventilation**  
pannello forato per areazione

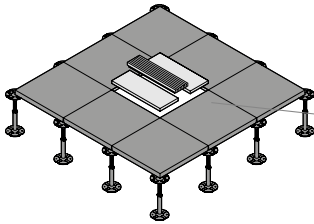
**AF1**  
**AF2**



**AF1**  
**AF2**

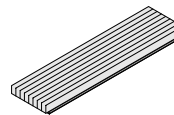
600 x 600 mm  
AF1 holes  $\varnothing$  8 mm  $S=1.45 \text{ dm}^2$  -20%  
/ holes  $\varnothing$  10 mm  $S=2.26 \text{ dm}^2$  -15%  
AF2 holes  $\varnothing$  8 mm  $S=2.72 \text{ dm}^2$  -20%  
/ holes  $\varnothing$  10 mm  $S=4.27 \text{ dm}^2$  -15%

### ALUMINIUM VENTILATION GRID *GRIGLIA DI VENTILAZIONE*



**aluminium ventilation grid with dumper for air regulation**  
griglia di ventilazione comprensiva di dispositivo taratura del flusso

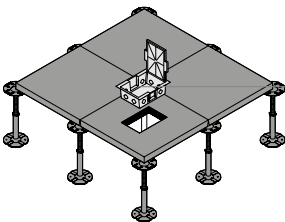
**GRS/150**  
**GRS/300**  
**GRS/600**



**GRS/150**  
**GRS/300**  
**GRS/600**

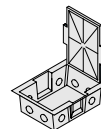
600 x 150/300/600 mm

### ELECTRICAL OUTLET BOX *TORRETTA A SCOMPARSA*



**electrical outlet box**  
torretta a scomparsa per impianto elettrico

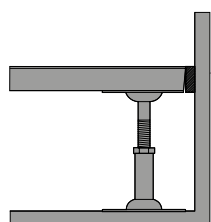
**TS/8**



**TS/8**  
\*electrical outlet box, 8 partitions  
\*torretta a scomparsa per impianto elettrico, 8 moduli

\*available on request 16 modules version  
\*disponibile su richiesta versione 16 moduli

## PERIMETRAL GASKET FOR FIXING *GUARNIZIONE PERIMETRALE ADESIVA*



\*perimetral gasket for fixing  
\*guarnizione perimetrale adesiva

X105

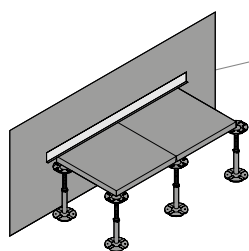


X105/30  
X105/40

X105/30 : 5x30 mm lenght 28 ml/rool  
X105/40 : 5x40 mmlenght 28 ml/rool

\*one-component polyuretane based foam available on request instead of the perimetral seal  
\*in sostituzione della guarnizione perimetrale, è disponibile su richiesta schiuma poliuretana monocomponente

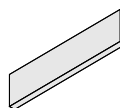
## SKIRTING *BATTISCOPIA*



perimeter skirting  
battiscopa perimetrale

BT/PVC

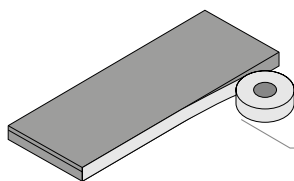
○ 422 white ● 436 grey  
● 421 black



BT/PVC

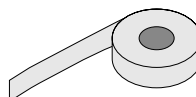
60/80 x 5 x 3000 mm

## SELF-ADHESIVE ALUMINIUM *ADESIVO IN ALLUMINIO*



self-adhesive aluminium tape  
euro class A1 incombustibile  
adesivo in alluminio  
euro classe A1 incombustibile

SA/ALL  
SA/ALL.1




SA/ALL/30  
SA/ALL/40

SA/ALL/30 : 30 mm - lenght 50 ml/rool  
SA/ALL/40 : 40 mm - lenght 50 ml/rool

## MODULARITY MODULARITÀ

### PANEL PANNELLO



The standard 600 x 600 mm format effectively optimises usage.

*Il formato standard 600 x 600 mm consente una efficace ottimizzazione di impiego.*

### INCIDENCE INCIDENZA




surface superficie	panel pannello	pedestal piedino	stringer traversa
25 mq	3,3	4,0 pz/mq	7,2 pz/mq
50 mq	3,3	3,5 pz/mq	6,4 pz/mq
100 mq	3,3	3,3 pz/mq	6,2 pz/mq
200 mq	3,3	3,2 pz/mq	6,1 pz/mq
400 mq	3,3	3,2 pz/mq	5,9 pz/mq
1000 mq	3,3	2,8 pz/mq	5,6 pz/mq

The average incidence is theoretic. It changes according to the dimension and shape of the space.

*Le incidenze riportate sono teoriche in quanto variano in relazione alle dimensioni ed alla conformazione dei locali.*

### PACKAGING IMBALLO

pedestal piedino

CBIF12	height		CBIF16	height		CR	height	
			<b>CBIO1F16</b>	26/35 mm	<b>80</b>	<b>CR00F16</b>	120/200 mm	<b>50</b>
			<b>CBIO2F16</b>	32/48 mm	<b>80</b>	<b>CR01F16</b>	200/350 mm	<b>30</b>
<b>CBIO3F12</b>	45/65 mm	<b>75</b>	<b>CBIO3F16</b>	45/65 mm	<b>75</b>	<b>CR02F16</b>	350/550 mm	<b>30</b>
<b>CBIO4F12</b>	61/90 mm	<b>60</b>	<b>CBIO4F16</b>	61/90 mm	<b>60</b>	<b>CR03F18</b>	550/800 mm	<b>15</b>
<b>CBIO5F12</b>	83/130 mm	<b>55</b>	<b>CBIO5F16</b>	83/130 mm	<b>55</b>	<b>CR04F20</b>	800/1050 mm	<b>15</b>
<b>CBIO6F12</b>	120/200 mm	<b>50</b>	<b>CBIO6F16</b>	120/200 mm	<b>50</b>	<b>CR05F20</b>	1050/1300 mm	<b>10</b>
<b>CBIO7F12</b>	170/290 mm	<b>40</b>	<b>CBIO7F16</b>	170/290 mm	<b>40</b>			
			<b>CBIO8F16</b>	250/390 mm	<b>30</b>			
			<b>CBIO9F16</b>	350/490 mm	<b>20</b>			
			<b>CBIO10F16</b>	450/650 mm	<b>20</b>			

Pedestal for the IF / IF Plus system are sold individually.

*I piedini del sistema IF / IF Plus sono venduti al pezzo.*

## RECOMMENDATIONS FOR INSTALLATION RACCOMANDAZIONI PER L'INSTALLAZIONE

### CARE AND INSTALLATION

Premises where the floor is stored or installed must have a dry climate and completed window and floor frames; the temperature must be maintained between 5 and 35 °C and the humidity between 40% and 75%.

The floor should be installed 60 days after the concrete casting and 30 days from completion of internal finishings.

The foundation must be dry, smooth and clean; if a slab is used it is advisable to adopt a selflevelling floor foundation. It is advisable to treat the floor foundation with an anti-dust paint.

The distribution of the equipment must observe the technical requirements of the floor.

The floor has to be installed only after completion of internal equipment and finishing. Only the installer can walk on the floor during installation. As soon as installation is completed and before any other application is made, the floor has to be tested.

### USE AND MAINTENANCE

When moving considerable loads over the floor, use trolleys and non-flexible panels between the floor and the wheels.

When laying or removing the panels, use suitable tools.

Do not damage or move the gasket of the pede-stals and of the stringers. Removed panels must be mounted again in the original position.

For any intervention remove the fewer panels than possible. Floor can be cleaned with a damp cloth; do not use water or cleaning agents directly and be careful when near an electric cable system. Do not wash plenum with water.

Do not use alkaline detergents, soda, soaps, solvents, pumice, sandpaper, and any kind of abrasive.

Before waxing the floor, make preliminary test on a limited floor surface. If the floor has particular electrical characteristics, use an electrical compatible wax.

### CUSTODIA E INSTALLAZIONE

*I locali in cui dovrà essere immagazzinato o installato il pavimento sopraelevato, dovranno essere asciutti e con serramenti completati; la temperatura dovrà essere compresa tra i 5 e i 35 °C e l'umidità relativa tra il 40 ed il 75%. Prima di installare il pavimento le opere murarie dovranno essere terminate da almeno 60 giorni e le opere di finitura a umido da almeno 30 giorni.*

*Il sottofondo dovrà essere asciutto, liscio e pulito; in caso di soletta a getto è consigliabile prevedere l'adozione di un sottofondo autolivellante. È consigliabile un trattamento di verniciatura antipolvere del sottofondo. La distribuzione degli impianti dovrà rispettare la modularità del pavimento sopraelevato e dovrà tenere conto degli ingombri dello stesso. Il montaggio del pavimento sopraelevato dovrà essere effettuato solo quando saranno completati tutti gli impianti e le finiture interne.*

*Nessuno, a eccezione degli installatori, dovrà camminare sopra il pavimento durante il montaggio.*

*Il pavimento sopraelevato dovrà essere collaudato e consegnato non appena ultimata l'installazione, prima dell'applicazione di eventuali cere protettive e dell'intervento degli impiantisti.*

### USO E MANUTENZIONE

*Utilizzare sempre carrelli per spostare carichi notevoli al di sopra del pavimento, interponendo tra le ruote ed il piano di calpestio dei pannelli rigidi al fine di ripartire i carichi. La rimozione e la posa dei pannelli deve essere eseguita utilizzando tassativamente gli appositi attrezzi di sollevamento. Fare attenzione a non danneggiare o spostare le guarnizioni di tenuta dei piedini e delle traverse; in caso di danneggiamento provvedere alla sostituzione. I pannelli rimossi dovranno essere ricollocati nella posizione originaria.*

*Dovendo smontare diversi pannelli, evitare la formazione di "isole" o "canali" togliendo solo la minima quantità necessaria all'intervento. Per la pulizia non usare acqua o detergenti liquidi direttamente sul pavimento sopraelevato; utilizzare panni inumiditi e ben strizzati e porre molta attenzione nelle vicinanze dei sistemi di distribuzione elettrica; non usare acqua per la pulizia del plenum.*

*Non usare detersivi alcalini, soda, saponi, solventi, pomice, carta vetrata ed abrasivi vari.*

*Dovendo cerare il pavimento, è consigliabile eseguire una prova preliminare su una porzione limitata dello stesso.*

*Nel caso debba essere cerato un pavimento con particolari caratteristiche elettriche, utilizzare cere elettricamente compatibili.*

**Having over  
35 years of  
experience and  
a network of  
partners all over  
the world, allow  
us to take care  
of the realization  
of your complex  
construction  
projects.**

## ANGOLA

The Financial City > *Talatona* · Chicalamar Building · Kimpavita Offices > *Luanda*

## AZERBAIJAN

Aquatics Center European Games · Offices Business Park · Haydar Aliyev Airport > *Baku*

## BANGLADESH

Grameenphone > *Dhacca*

## BELARUS

Byelorussian Steel · Works BMZ · Mozyr Oil Refinery MNPZ · Gomeldrev Js · Gomelglass > *Gomel* · Heat station n°5 · National Bank of Belarus > *Neman* · Byelorussian Steel Works > *Zhlobin* · JSC Grodno Azot > *Grodno* · Heat-Electric Generating · The Mobile Telesystems Joint LLC > *Minsk* · Fe Velcom > *Minsk and others cities* · Rue Beltelecom Minsk > *Mogilev and others cities*

## BELGIUM

A.G.C. Glas Company > *Gosselies* · Les Portes du Lion > *Waterloo* · Eco Power > *Ham* · Vanreyschoote > *Sint Denijs Westrem* · Zottgem Sanitary > *Zottegem* · Notre maison > *Louvain-La-Neuve* · Connect Immo > *Namur* · ESA > *Redu* · ABN Amro Bank · Antwerp Trainstation · Atlas Copco · MSC Station > *Antwerp* · Ikaros · Diabolo > *Zaventem* · DP World · Antwerp Gateway · European Space Agency · Redu Electrawinds > *Oostende* · Infrabel · Samsonite > *Oudenaarde* · Siemens · Omnicem > *Wetteren* · Krones L'Oreal · VRT Waterfront offices · Unizo · Cortenberg 107 · Elimo > *Brussels* · Court Of Justice · OTC · Arcelor Mittal · Gerechtsgebouw > *Ghent* · Telenet > *Mechelen*

## BULGARIA

Vision Hospital > *Sofia* · Biovet JSC > *Peshtera* · Municipality of Dalgopol · Sports Hall · Varna Airport > *Varna* · Devnya Cement > *Devnia* · Info center · Grawe Office Building > *Sofia*

## CROATIA

Ict King Buzin · Immorent business center Instrumentarija business center > *Zagreb* · Imobilia Tehno Iii & Iv · Otok M-San residential and business center > *Rugvica* · Komunalac business center > *Samobor*

## CYPRUS

Tsys Offices At Annex · Trust Building > *Koustais* · Demetra Ependitiki · Panicos Nicolaides Offices Consulco Project · Rik · Crestpoly Building · Cyta · Shiacolas Elmeni Cycleair H&D · Mavrommatis building · Renaissance · National health services · Nicolaides building · Air Control Building · Hadjihannas · Alpha Bank · Popular Bank · Hellenik Bank · Jcc Credit Card · Clearance Centre · Rai Consultants · Stock Exchange Market University Of Nicosia Water Board Department A.G. Papaellinas Offices · Land Registry Of Nicosia · General Hospital · Cyprus Telecommunication Authority · Zefix > *Nicosia* · Lofitis Business Center > *Medstar* · Interorient > *Limassol* · Larnaca Airport · Laiki popular bank · Aek offices Insurance Company Of Popular Bank · Popular Bank District Office Agios Iazaros > *Larnaca* · Electricity Authority Substations > *Platres and Nicosia* · Athinodorou Business Centre > *Paphos*



Campus Palmas Altas · Seville, Spain

The first building in Europe to be awarded the PLATINUM LEED certification in 2009

ANGOLA  
AZERBAIJAN  
BELGIUM  
BULGARIA  
BANGLADESH  
BELARUS  
CROATIA  
CYPRUS  
EGYPT  
EQUATORIAL GUINEA  
ESTONIA  
GREECE  
HUNGARY  
ICELAND  
IRAQ  
IRELAND  
ITALY  
JORDAN  
KAZAKISTAN  
KUWAIT  
LATVIA  
LEBANON  
LITHUANIA  
MALTA  
MEXICO  
MOROCCO  
MOZAMBIQUE  
NEW ZEALAND  
NIGERIA  
PAKISTAN  
PORTUGAL  
QATAR  
ROMANIA  
RUSSIA  
SAMOA  
SAUDI ARABIA  
SERBIA  
SLOVAKIA  
SLOVENIA  
SPAIN  
SWITZERLAND  
TUNISIA  
TURKEY  
UAE  
UKRAINE  
UNITED KINGDOM  
UNITED STATES  
YEMEN



Campus 6.1 Office Tower · Bucharest, Romania



The Mark Office Tower · Bucharest, Romania



Qatar Olympic Sport Museum Qosm At Khalifa Stadium · Doha



Mill Park Cognizant offices · Budapest, Hungary



Japanese University · Alexandria, Egypt



Memorial Hermann Medical Plaza · Houston, USA



Openville · Timisoara, Romania



Coop hypermarket · Terni, Italy



Aston Building · Košice, Slovakia



Officine Garibaldi · Pisa, Italy



Equilibrium Office Tower · Bucharest, Romania

Memorial Hermann Medical Plaza · Houston, USA



Hotel Hilton · Tallin, Estonia



Comune di Livorno · Livorno, Italy



Conad hypermarket Ancona, Italy



## EGYPT

Japanese University · Edf Electricitè  
De France › Alexandria · Mercedes-Benz  
Showroom El Dokki District · Media Production  
City · Administrative Premises for Egyptian  
Banks Company (EBC) · Egyptian General  
Intelligence · Milks Company · National  
Egyptian Bank · Burj Al Arab Branch · Arab  
Investment Bank · Minya Governorate Branch  
Arab Investment Bank: 5th District Branch,  
Al Abour District Branch, Al Arab Mall Branch  
6th October City · Export Development Bank  
of Egypt · Shobra District Branch · Ahly United  
Bank · Bloom Bank · Cairo Airport · Cib Bank  
› Cairo · Marsa Matrouh › Hurghada · Aswan  
Sport Stadium › Aswan City · Nile Sat  
Extension Building › October City

## EQUATORIAL GUINEA

Sipopo Congress Center › Malabo

## ESTONIA

Conference center Maakri tn.19 · Hotel Hilton  
Strategic Communication Centre · Hansapank  
Server Building › Tallin

## GREECE

Cosmote office building · OPAP office  
building · Aspropyrgos office building ·  
Dol office building · Glyfada office building ·  
Opera House · Eurobank Head Quarter ·  
Regency Casino Mont Parnes · S&B Industrial  
Minerals S.A. Tennis Pavilion · Olympics 2004  
Yamaha Building › Athens · Opera House ·  
Technical School of Kalamaria › Thessaloniki

## HUNGARY

Promenade Garden offices · Mill Park  
Cognizant offices › Budapest

## ICELAND

Isavia Airport authorities · Orkubú Vestfjarða  
Ossur head office · Mjólkursamsalan  
company Ríkisútvarpið · State Television  
Lýsi hf · Íshúsfélag Vestmannaeyja plant  
Municipal office in Greenland · Reiknistofa  
bankanna · IT service head office ·  
Íbúðalánasjóður · Housing Financing  
Fund office · Bp Head office › Reykjavik

## IRAQ

Çalik Holding

## IRELAND

Langan Quay Office Development  
› Belfast · Cherrywood Block F ·  
Shop On Liffey Street › Dublin · City Gate  
Business Center Mahon › Cork · City Square  
shopping centre · Student Accommodation  
Waterford Institute › Waterford

## ISRAEL

Galil Medical – Boston Scientific BTG Group  
Offices › Yokne'am Illit

## ITALY

Sala Asia Poste Italiane · Palazzo di via  
del Serafico 200 · Palazzo Italia · Pontificio  
Collegio Americano in Vaticano · Nuova  
stazione Tiburtina · Banca Popolare di  
Vicenza › Roma · Sede Amazon · Bosch Italia  
Siderurgica Latina Martin Spa · Gesa Vending  
› Milano · Istituto Zooprofilattico Sperimentale  
Sige Spa › Ancona · Sala Danza Liceo Pascal  
› Pompei (NA) · Cejn Italy › Sesto San Giovanni  
Unigrà Srl › Conselice (RA) · New Efore ›  
Osimo · Coop › Terni · Conad › Pescara · Centro  
Polifunzionale di Campotenese › Parco del  
Pollino Calabria · Comune di Livorno · Ufficio  
Anagrafe › Livorno · Officine Garibaldi di Pisa  
› Pisa · USL Teramo › Teramo · Hops! birreria  
F.Ili Simonetti Spa › Civitanova Marche ·  
Teatro Acca › Montella · Nuovo Auditorium  
› Camposanpiero (PD) · Istituto Patriarcale  
del Vaticano › Venezia · Enel SpA · Energy  
Resources › Jesi · Ferrero SpA Office Building  
› Alba · Infissi Design › Treia · Elerico Home  
› Recanati · Liomatic › Rieti · Colonna Park Hotel  
› Porto Cervo · Studio Brunetti e Catanossi ·  
Sistema Edilizia Perugia · Scai › Perugia ·  
Hotel Le Grotte › Genga (AN) · Pineta Hotel  
› Monsano (AN) · Villa Rugani › Siena · CPF  
Costruzioni SPA › Firenze · Marcelloni › Terni ·  
Cepu · Villaggio Olimpico Sestriere · Lavazza  
SpA › Torino · Serrature Meroni › Lentate sul

Seveso (MI) · Glem Gas › Modena · Associazione  
Industriali › Reggio Emilia · Customs offices port  
› La Spezia · Colonnara Park Hotel › Porto Cervo  
Security Offices › La Spezia · Findomestic ·  
Assilichi Spa › Firenze · Novartis SpA › Siena ·  
Sandy caffè › Arezzo · Ufficio Anagrafe › Pistoia  
Interporto › Chieti · Bacchiocchi · Somacis  
Group › Castelfidardo (AN) · Banca d'Italia › Terni  
Camera di Commercio › Lucca · Piaggio SpA  
› Pontedera · Ospedale di Todì › Todì · Office  
Development › Pisa · Fellowes Leonardi Spa  
› Camerano (AN) · Elica Spa › Fabriano · Ferro  
Adriatica Spa · SMA Rinascente Group › Osimo  
Agroalimentare Monaldi Spa › Ascoli Piceno ·  
Cartechini Argenterie › Corridonia (MC) · Bieffe  
Spa · Sapore di Mare Spa › Macerata · Cort  
House Office › Tolentino (MC) · Di.Ba › Pesaro ·  
Cepu › Città di Castello (PG) · Hospital of Andria ›  
Andria (BA) · Banca Popolare · Università di Bari  
› Bari · Università di Foggia › Foggia · Antonio  
Capaldo Spa › Avellino · Oleificio Rocchi › Lucca ·  
Azienda Ospedaliera Rummo › Benevento · Enel  
› Caserta · Futura Line Industrie · Alenia Spa ·  
Capodichino Airport · Centro Commerciale CIS  
Centro Commerciale Mandi · Corallo Oromare  
Project · Poste Centrali · Il Tarì Project · Intesa  
Bank · Napoletanagas Spa · Porto di Napoli ·  
Sanpaolo IMI Bank · Alenia Spa · Regione  
Campania · Tribunale · Uffici Inail › Napoli ·  
Telecom SpA › Palermo · Università di Fisciano  
› Salerno · Ospedale di Matera › Matera · Call  
Centre › Enna · Life Guard › Catania · Azienda  
Ospedaliera Papardo › Messina · Base Nato ›  
Sigonella (CT) · Tribunale di Siracusa › Siracusa



Cosmote head quarter, Karela Office Park · Paiania, Greece

The first building in Greece to be awarded the Gold Level of LEED certification in 2013

## JORDAN

Telecom › *Shaban* · Crowne Plaza Dead Sea Resort › *Swemeh* · Arab Islamic Bank Jordanian–Syrian border–Jabber · Army Financial dept · Housing Bank · Communication board › *Amman* · Mafraq Military Hospital › *Al Mafraq* · Housing Bank › *Salt Gate & Aqaba Br.*

## KAZAKHISTAN

Astana Expo 2017 · KazMunayGas › *Astana* Almaty Metro › *Almaty* · Broadcast relay station › *Semey* · Kazteleradio › *Ridder*

## KUWAIT

Kuwait National Petroleum Company › *Al Ahmadi* · The Training Vocational Institute for Girls › *Al-Jahra* · Kuwait National Guard · Kuwait Institute of judicial & Legal Studies Wataniya HQ · KIPCO Tower · KOC Fire Station · Ministry of Health · PAAET project Arabization Medical Center · KISR Admin building · KOTC Building · Ministry of Public Works › *Safat* · Khlijia Tower Gulf Consult · New Japanese Embassy · Mushrif · Middle East Digital Communication · Symphony Complex Project › *Salmiya* · Mubarakiya Tower Kuwait Airport · Kuwait University · Khlijia Tower · Gulf Consult · Koc · Kuwait Oil Co. Artaal Office Project · Al Bahar Tower Al Dhow Tower › *Kuwait City*



Famfa Oil Tower · Lagos, Nigeria



Swan Office Park · Bucharest, Romania

**Winner of the RoGBC Green Building Project of the year award · 2011**

## LATVIA

Riga Forest School · International Airport › *Riga*

## LEBANON

Future TV › *Beirut*

## LITHUANIA

Eika Business centre · Green Hall 2 · Baltijos Gildija · Apranga Office · Ainava Project Problematika Project · Park Town · The Museum Of Genocide Victims › *Vilnius* Magnum business center · Kauno Dokas · Shopping center Molas · Business Centre 349 › *Kaunas*

## MALTA

Life Sciences Park › *San Gwann* · Malta Information Technology Agency (MITA) › *St Venera* · Wurth New Premises › *Zebbug* · Vodafone Offices · Aps Bank › *Swatar* · Melita Cable Plc › *Madliena* · The Point Commercial Centre › *Tigne* · University Of Malta · ICT Faculty Building › *Msida* · Go Plc › *Marsa* · Connection Café · Malta International Airport · Malta Air Traffic Control (MATS) › *Luqa*

## MOROCCO

Morocco ONE · Marine Royale · Direction des statistiques › *Rabat* · OCP Group › *Safi/ Youssoufia* · Amendis › *Tétouan* · Sevam › *Casablanca* · Jeer Industrie /Novatis Group › *Berrechid*

## MOZAMBIQUE

Eni Headquarter › *Maputo*

## NEW ZEALAND

Half Moon Bay · Kingsway College · Pakuranga Library · Birkenhead Library · Botany Clinic Albany Office Park · St Margaret's College · Unitec Institute of Technology · Extreme › *Auckland* · Christchurch Hospital › *Christchurch* · Alpha Pharmaceuticals › *East Tamaki* · Cameron Road › *Tauranga* · Furniture City · City Fitness Hamilton · MOE › *Hamilton* · City Motor Group · Gilmore Brown › *Whangarei*

## NIGERIA

Famfa Oil Tower › *Lagos* · CBN Central Bank of Nigeria · Head quarter › *Abuja*

## PAKISTAN

Office Complex › *Karachi*

## PORTUGAL

Miranda Law Firm › *Lisbon* · Casa da Calçada Hotel › *Amarante* · PNB Building › *Braga* · Royal Óbidos Spa & Golf Resort › *Óbidos* Casfil Headquarters › *Santo Tirso* · Trielle

Offices › Aveiro · Enviroil Offices › Chamusca Tecmaia - Science and Technology Park › Maia Project Raega · Atlantic Network of Geodynamical and Space Stations › Santa Maria, Azores · Novo Banco - Agencies › Coimbra and other cities · Fidelidade Insurance · Lisboa · Gaia City Hall - Data Center › Gaia · Borgwarner Production Plant › Viana do Castelo Edp Ribeiraradio - Ermida Dam › Sever do Vouga · Ctt Post Office › Coimbra · Epimetheus Offices · AVIZ Building Porto Business School National Union of Bank Employees · Sã Carneiro Airport › Oporto Portucel - Data Center › Figueira da Foz · Nato Operational Command · Data Center › Oeiras

## QATAR

Lusail Office Tower (COM 18) · Qatar Olympic Sport Museum Qosm At Khalifa Stadium · Qatar Petroleum District Qpd Tower 10 Noc Tower · Qiib Qatar International · Islamic Bank Gulf Mall Building › Doha · Qatar Petroleum hoffice · Al Samerya Tower Le Mirage Hotel Beach House · Urbacon Co. Head Office · MOI Criminal Department · Al Duhail Police Complex · QP Main Serve Room Abu Aboud Area · Living In Car ShowRoom · Industrial Area · Ooredoo Office · 14 Sever & Qtel Rooms Guard House at Qatar University · Gulf east trading & contracting West bay Area · Al Faisal Tower · Qatar University · Room lekhwiya stadium · Qatar General Insurance World Trade Center Tower · QP Tower · Club House Al Wajba › Dukhan Area QGIRCO Branches at Murra & Al Khore area Project › Al Khour

## ROMANIA

Tiriac Tower Buzesti Olympic Swimming Pool Project · One Tower One Floreasca City · Equilibrium Office Tower The Mark Office Tower · Campus 6.2 6.3 · Campus 6.1 Office Tower · Stefan cel Mare Building · AFI Business Park · Interio Eurobank · HP Hewlett Packard · Kandia Chocolate Factory · Piata Vitau · Dagesh Group Constructi · General Construct · Swan Office Park · Cascade Park › Bucharest · Openville › Timisoara

## RUSSIA

Airport Kurumoch › Kazan · Mission Control Center › Korolev city · Lesoparkovaya metro station · Park Pobedi metro station · Zhulebino metro station · Yandex Office · Silver City Project · Panasonic · Rosnano Office · Yandex Office › Moscow



Lusail Office Tower (COM 18) · Lusail, Qatar



Magnum business center · Kaunas, Lithuania



University of Nicosia · Nicosia, Cyprus

Futura Line Industry · Napoli, Italy




International Airport · Riga, Latvia

Conference center, Maakri · Tallin



Aquatics Center, Baku · Azerbaijan



Noc Tower, Qib Qatar International Bank · Doha

Sipopo Congress Center · Malabo, Equatorial Guinea



Nestlè EZV · La-Tour-de-Peliz, Switzerland



Queen Mary University · London, UK

Uffici Inail · Napoli, Italy



Qatar Petroleum, WTC · Doha




New line 9 metro · Barcelona, Spain

Nuova stazione Tiburtina · Roma, Italy




Office Biovet · Peshtera, Bulgaria



Astana Expo · Kazakhstan

Tiriac Tower Buzesti · Bucarest, Romania



Nespresso · Romont, Switzerland

**SAMOA**

Bank of Samoa H/O › *Apia*

**SAUDI ARABIA**

Faculty of Science College › Support Academic area › National Guard › Mobily offices › Argaam 3M Offices › Nat › Pfizer › Souq.com › Riyadh Bank › Deanary Building Imam University › ANB Bank › *Riyadh* › Transportation building – Qassim University Dental college › *Qassim Bureda - Ksa* › NT3 Naval base › *Jeddah - Ksa* › Girls college Al Khabji › Girls college Nariyah – Dammam University › *Dammam - Ksa* › Qassim University › *Riyadh* › Pfizer Offices › *Jeddah*

**SERBIA**

Municipality of Rakovica › *Belgrade* › FIAT › *Kragujevac*

**SLOVAKIA**

Aston Building head quarters › Offices Bulding › *Kosice*

**SLOVENIA**

Eda center › *Nova Gorica*

**SPAIN**

Instituto de Enseñanza les Reus › *Tarragona* International Airport › *Valencia* › New line 9 metro › Illacuna New Business Park › Design Center Library › *Vopi* › *Barcelona* Girona University › *Girona* › Campus Palmas Altas › Technology Park Palmas Altas › *Sevilla* Alei Center Office Complex › *Malaga* Maillorca Hospital › *Maillorca* › Banco Mare Nostrum (Bmn) Caixa Penedes › Corporate headquarters Expansion › *Vilafranca*

**SWITZERLAND**

CEJN Ag – Swiss headquarters › *Cham* › Nestlé E2V › *La Tour-de-Peilz* › Nespresso › *Romont* STG Creation Precigems › *Satigny* › UBS Rhône › Rolex Offices › *Geneve*

**TUNISIA**

Tunis Carthage International Airport Tunisiana › Orange › Tunisie Telecom › Siemens › STEG › Ekon › Carthage › Tav Aéroport Hammamet Enfidha › Aéroport de Monastir › Carrefour › Henkel › Total › *Tunisi*

**TURKEY**

Yildirimlar Holding › Akplaza Istanbul Municipality › Isbank New Head Quarter Çalık Holding Irak › Anadolu insurance headquarter › Yapi Kredi Plaza › Vodafone Tuzla Mtx Building › Tekfen › Levent Office Building › Tfbk Bank › Tophane Center

Management Building › Turkish Ground Forces › Yıldız Teknik Üniversitesi Davutpaşa Teknopark › Mercedes Benz › Bosch Termoteknik Genel Müdürlüğü › Simeks › Garanti Koza › Nt Headquarter › Opet Genel Müdürlüğü › Helis Metro Yapı › UTS Makine Kalıp Yönetim Binası › Doğuş Tecnoloji; Kristal Kule › Tekstilbank Genel Müdürlüğü › Anadolu Sigorta Genel Müdürlüğü › Çalık Holding Iraq Borsa Istanbul Data Center › Metro Gross market › Vodafone › T.B.M.M. › Peugeot Genel Müdürlüğü › Herball Life › Vodafone Esenyurt Garanti Bankası › Eczacıbaşı › Tnt › Akfirat

Çalık Holding A.Ş. › University Of Economy › *Izmir* › Tekfen Office Building › *Kağıthane* Mercedes Benz › Bahcesehir › Aksaray / Hoşde-re Management Building › Doğuş İnşaat Ayazağa/Istanbul › Çalık Holding A.Ş. › Irak Power Plant › Bosch Çerkezköy › Garanti Bankası › Kredi Kartlar Birliği › Tübitak Uekae Yk Bank › Yapi Kredi Plaza/Banking Base › Clariant › Yapi Kredi Bankası › Atatürk Airport › Institute of Technology Turkcell › *Gebze*

**UKRAINE**

IQ Business Centre › *Kiev*



One Tower – One Floreasca City › Bucarest, Romania

Holding Building › Hurriyet Media › Maslak › Haci Omer Sabanci Holding › Ibm › Eczacibi Yıldız Tekno Park › Tskb Bank › Asja Bank › Avea Telecom › Garanti Koza › Koza Plaza Kutuk Mermer › Renault Bursa › *Istanbul* Turkcell Data Center › *Beyoğlu* › Akbank Departments (All over Türkiye) › Tskb Bank › Tophane Bepaş (İstikbal & Bellona) Garanti Bank Branch Over Turkey › Tnt Management Building › *Ümraniye* › Silkar Holding Building Bayrampaşa Zorlu Center › Eczacıbaşı › Levent Istanbul › Tfbk Bank › Kartal General Management › Yıldız Teknopark › Davutpaşa Campus › Vodafone TuzlaMtx Building › Yeşilköy Airport Tekyapi Tekyapi Vodafone Esenyurt Anel › Mtx Building Ergo › Hp › *Ümraniye* › Bosch › Çerkezköy Diem › Bsh – Kartal › Tekstil Bank Küçükyalı › Aktürk Zorlu Project › *Levent* › Tekfen › Kağıthane Building Yeni Teknik Yapı › Bosch General Management Building › Kare It Systems › *Avea Güneşli* › Dogan Engineering › Elaziğ Airport › Gürsel Transport › Kartal Management Building ›

**UAE**

Ruler's Court › Emitac Mobile Solutions Ilc › International City › Gate Village › Mercantile Exchange › Philip Morris › *Dubai* › National Chemicals Co Chemawajaat Offices › Company for Onshore Oil Operations › ADCO Offices › *Abu Dhabi*

**UNITED KINGDOM**

Queen Mary University › *London*

**UNITED STATES**

Memorial Hermann Hospital › Langham Creek YMCA › Federal Reserve Bank › Jacobs Engineering › Rice University Autry Courts › Ten West Corporate Center › Texas Children's Hospital West Campus › Memorial Hermann Medical Plaza › Houston Pavilions › Eldridge Green Office Building › Houston Baptist University › Weekley YMCA › Lake Houston YMCA › *Houston*

**YEMEN**

Public Telecommunication Corporation › *Sanaa*

Ogni attenzione è stata riservata alla compilazione di questi documenti prima della stampa.

Tuttavia, a causa della continua evoluzione tecnologica ed essendo costantemente impegnati sul fronte dello sviluppo e del miglioramento della nostra gamma di prodotti, ci riserviamo il diritto di modificare senza preavviso le relative specifiche tecniche.

Great care has been taken in the drafting of these document before going to print.

Nonetheless, owing to the continuous technological change and our ongoing commitment to develop and improve our range of products, we reserve the right to develop and improve our range of products and the right to modify the specifications of any product without prior notice.

Une attention particulière a été portée à la production de ces documents avant leur impression.

Cependant, en raison de l'évolution constante des technologies et étant nous-mêmes engagés dans le développement et l'amélioration de notre gamme de produits, nous nous réservons le droit de modifier les spécifications techniques de ceux-ci sans préavis.

**Tutti i nostri prodotti sono realizzati in Italia.**

**All products are entirely made in Italy.**

**CBI EUROPE** Via Mons. A.O. Romero, 14 · 60027 Osimo (AN) Italy  
T +39 071 71 08 688 · fax +39 071 71 08 63 · info@cbi-europe.com · www.cbi-europe.com

