

VoglVariety

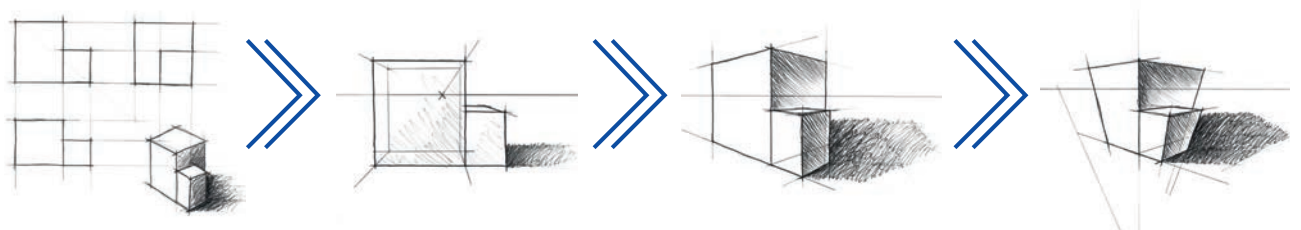


Bespoke Solutions
for active interior designs





Projects from 2D drafting to detailed 3D modelling




We offer you ready-to-use components and tailored unique solutions to fulfill your vision and your design. Your freedom of creativity is almost unlimited. Simple geometric or complex three-dimensional shapes – you will obtain custom-fit individual modules to your requirements.

The high degree of pre-fabrication of our **VoglVariety** moulded components allows for faster installation and preserves the quality of the finished result. At the same time, we always adapt our structures created from fibre-reinforced gypsum to your budget and your requirements



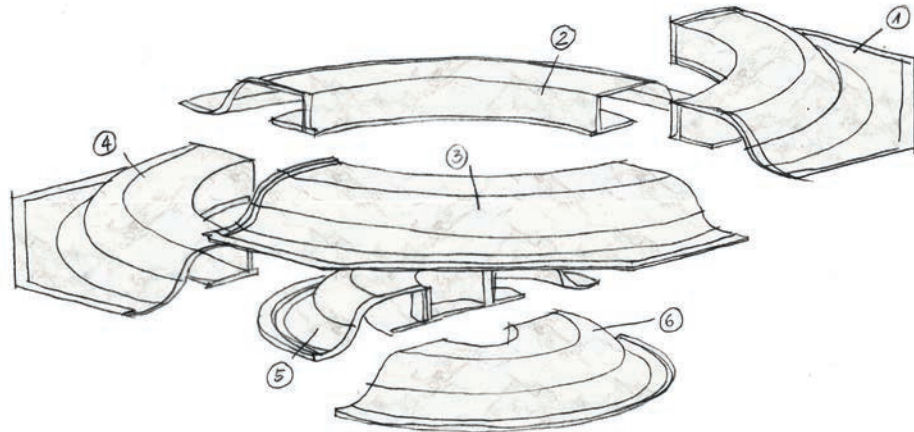
Your benefits:

- Full beginning to end assistance
- Customised solutions for your planning
- Advice and support in all project stages
- Optimal lightning effect and flexible design
- Time efficiency in assembly and installation
- Quality and consistency of the finished product





Value retention from your design to implementation



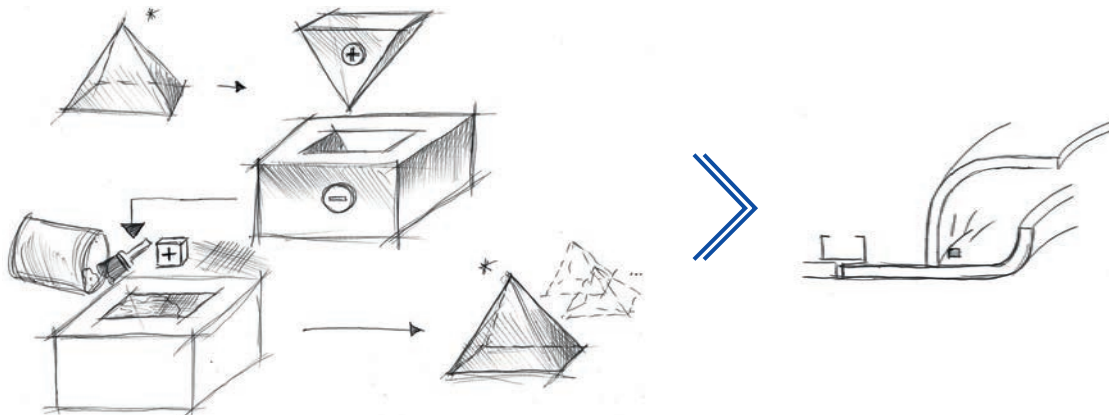
To obtain the perfect solution, we will design a suitable moulded component together with you. This will allow us to create a virtually unlimited variety of shapes.



Yet in doing so, it is of utmost priority for us, to offer our clients the greatest possible certainty in terms of and expenditure. To achieve this, we set great store by detailed elaboration and practicability.

Due to a high degree of pre-fabrication of our components coupled with the construction site-specific delivery, we create the perfect conditions for your project success.

3D bespoke shapes created in fibre-reinforced gypsum



Fibre-reinforced gypsum is particularly suited for fine detailed designs and complex geometric shapes (be it two- or three-dimensional). Even organic structures can be implemented using this method.

Moulded components made of fibre-reinforced gypsum are produced from a negative mould by means of a lamination process. If a project includes recurrent shapes, radii or similar, this method is particularly economical.

Living Creativity.

Creative and inspiring.

With VoglVariety, you can fully explore your creativity and let your inspiration flow. This product line provides an unlimited variety of shape.

Individual and boundless.

What makes VoglVariety stand out is its unlimited design freedom. Whether dome, vault, column cladding or lighting channel, this product line is impressive in any application.

Functional and efficient

VoglVariety is compatible with most standard moulded components made by Vogl. Already in the factory, the individual modules are fitted with fixing points for subsequent suspension in the vernier system to ensure quick and easy installation on site.

Advantages of Moulded components from fibre-reinforced gypsum



LIGHTWEIGHT

Due to a low weight of max. 10kg/m² (normally) elements with a larger form can be assembled to varied shapes without major logistical effort.



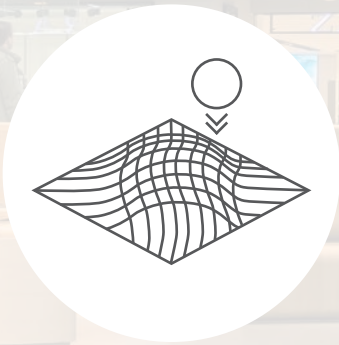
INDIVIDUAL & FLEXIBLE

Being manufactured with negative moulds, bespoke components from fibre-reinforced gypsum have no design limitations. They can always be adapted to your design specifications.



CERTIFIED

Our GRG moulded components are Wheel Mark-certified (Marine Equipment Directive, new construction/ reconstruction).



CAPABILITY

Compared to conventional gypsum plasterboard constructions, moulded components from fibre-reinforced gypsum are proven with their increased strength and surface quality, especially in installation-areas like wall constructions etc.



CLASSIFIED

Our moulded components out of fibre-reinforced gypsum are classified as A1 „non combustible“ and thus suitable for a variety of projects with the highest demands on non-combustibility.

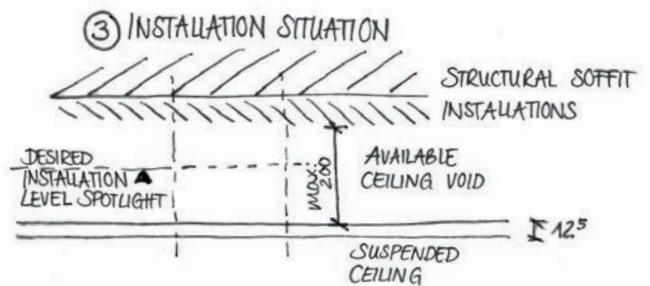
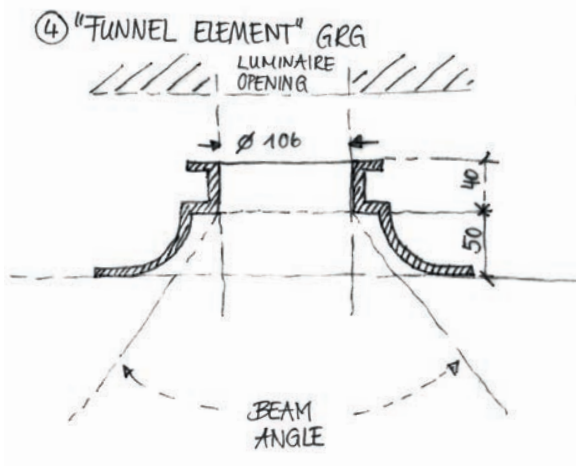
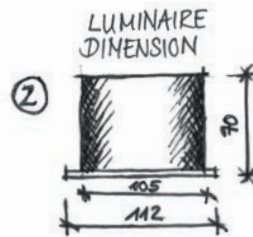
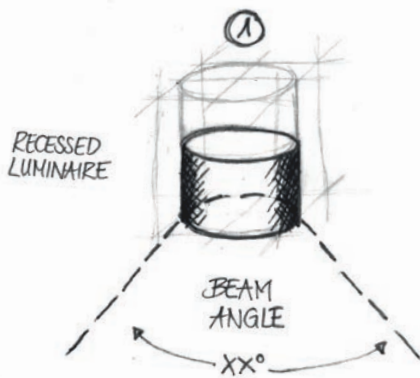


TIME-SAVING INSTALLATION

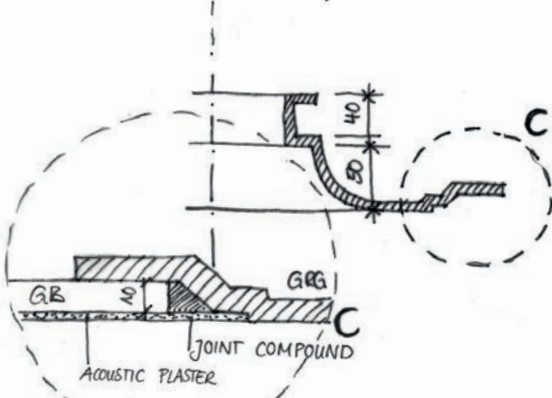
We design our moulded components down to the last detail and with consideration for the installation requirements, subsequent components and construction site conditions as well as the sizes of the elements to your requirements. The high grade of pre-fabrication results in a significant time saving advantage during installation.

Examples integral ceiling elements


Funnel, integrated spot




⑤ DETAIL OF RIM VARIANT (E.G. ACOUSTIC PLASTER)



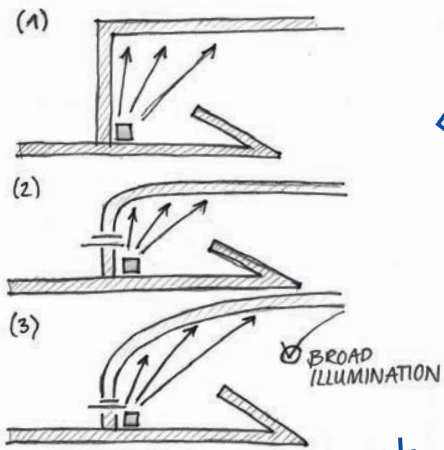
① LIGHTING DESIGN /
IDEA 2D CIRCULAR COVERED LIGHTING




② COVERED LIGHTING
CROSS-SECTION



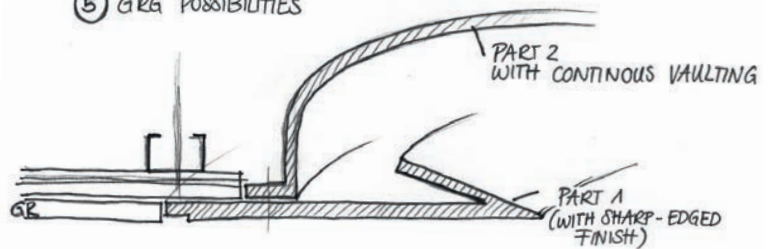
④ REFLEKTOR INTEGRATION



③ SHARP-EDGED
DESIGN?

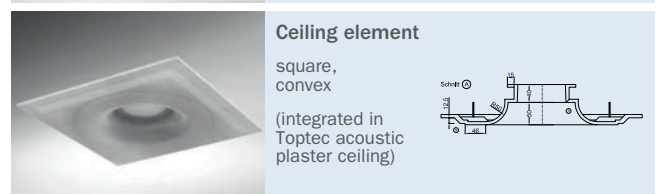
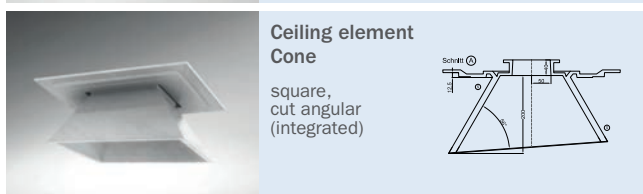
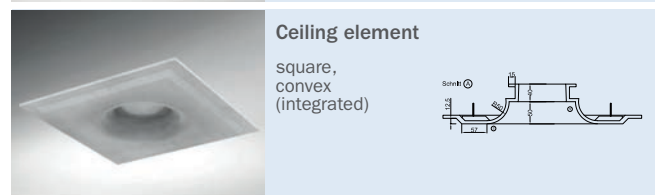
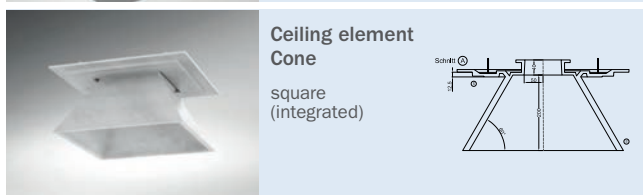
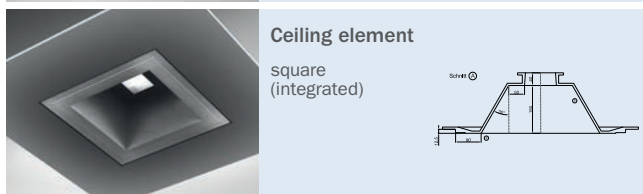
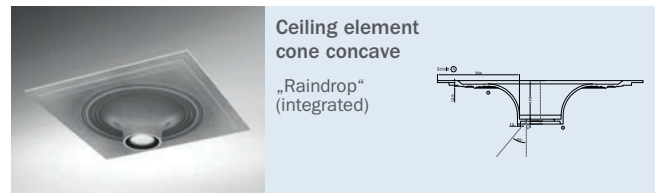
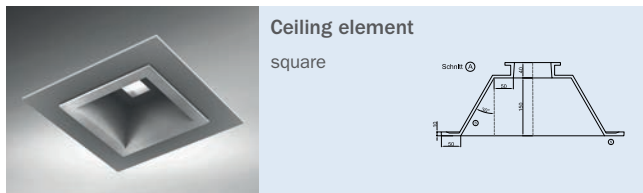


⑤ GRG POSSIBILITIES

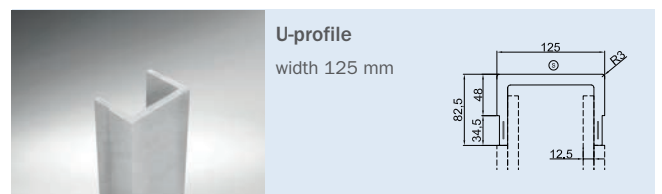
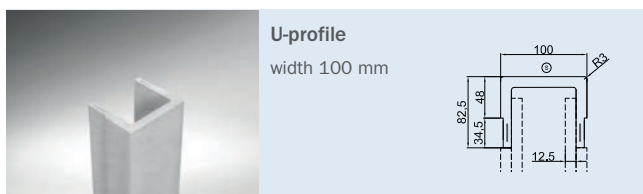


Examples standard product range


Ceiling elements



U-profiles



Plinth profile + Access Panel



Light cove sections + 90° corners

Light cove section 90° upstand

connection to ceilings with 12,5mm on both sides

Light cove section curved upstand

connection to ceilings with 12,5mm on both sides

Light cove section 90° upstand - Outer corner 90°

connection to ceilings with 12,5mm on both sides

Light cove section curved upstand - Outer corner 90°

connection to ceilings with 12,5mm on both sides

Light cove section 90° upstand - Inner corner 90°

connection to ceilings with 12,5mm on both sides

Light cove section curved upstand - Inner corner 90°

connection to ceilings with 12,5mm on both sides

Light cove section 90° upstand

connection to wall (left) and ceiling with 12,5mm

Light cove section curved upstand

connection to wall (left) and ceiling with 12,5mm

Light cove section 90° upstand - Outer corner 90°

connection to wall (left) and ceiling with 12,5mm

Light cove section curved upstand - Outer corner 90°

connection to wall (left) and ceiling with 12,5mm

Light cove section 90° upstand - Inner corner 90°

connection to wall (left) and ceiling with 12,5mm

Light cove section curved upstand - Inner corner 90°

connection to wall (left) and ceiling with 12,5mm

Corners

Outer corner

for plasterboard walls with 12,5mm

$R_s=20$ mm

Inner corner

for plasterboard walls with 12,5mm

$R_i=30$ mm

Inner corner

for plasterboard walls with 12,5mm

$R_i=20$ mm

Inner corner

for plasterboard walls with 12,5mm

R_i =varies

$R=$ variabel


Outer corner

for plasterboard walls with 12,5mm

$R_s=30$ mm

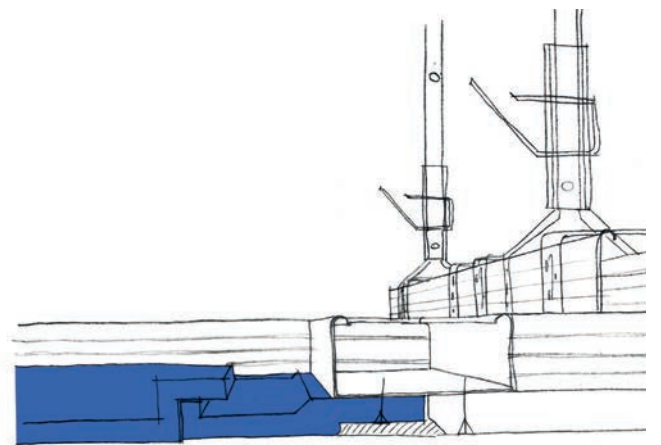
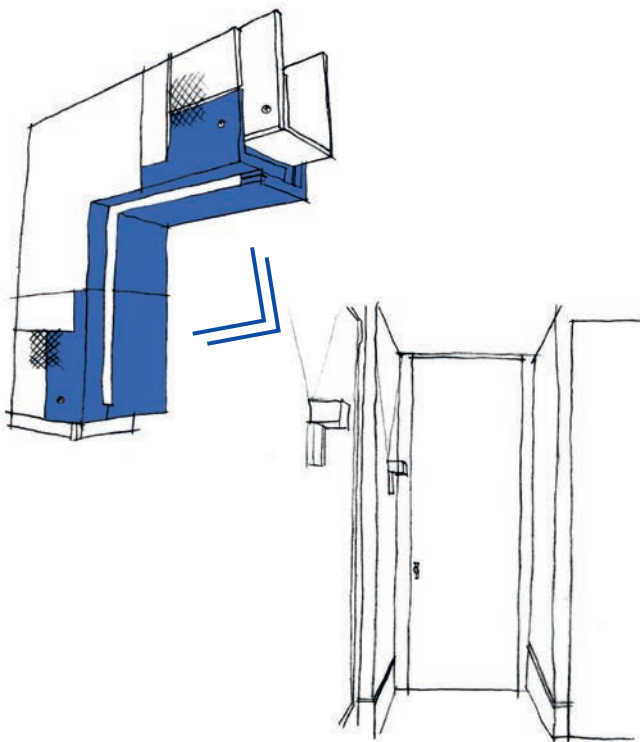
Examples integral elements

Window frames / soffit claddings

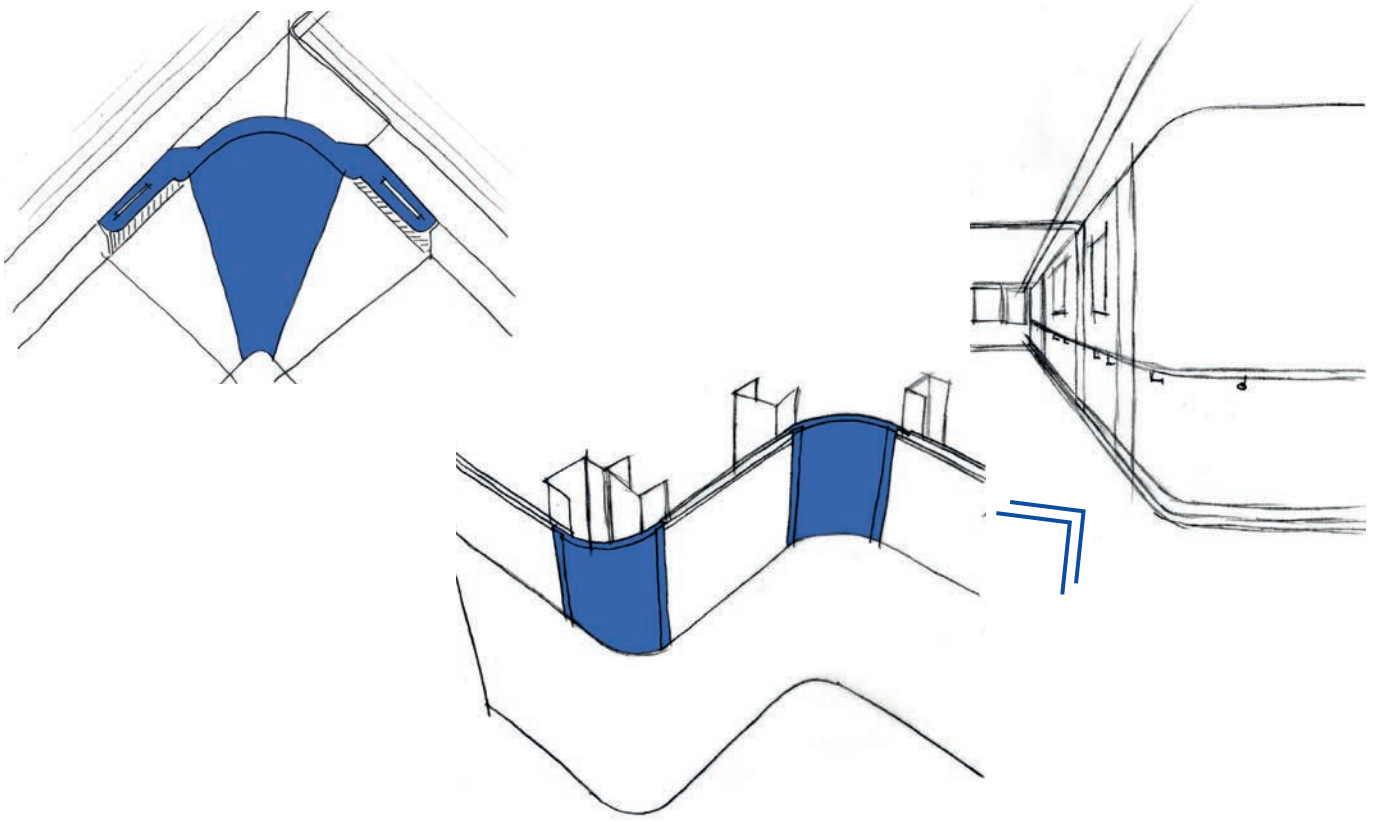


Door frames

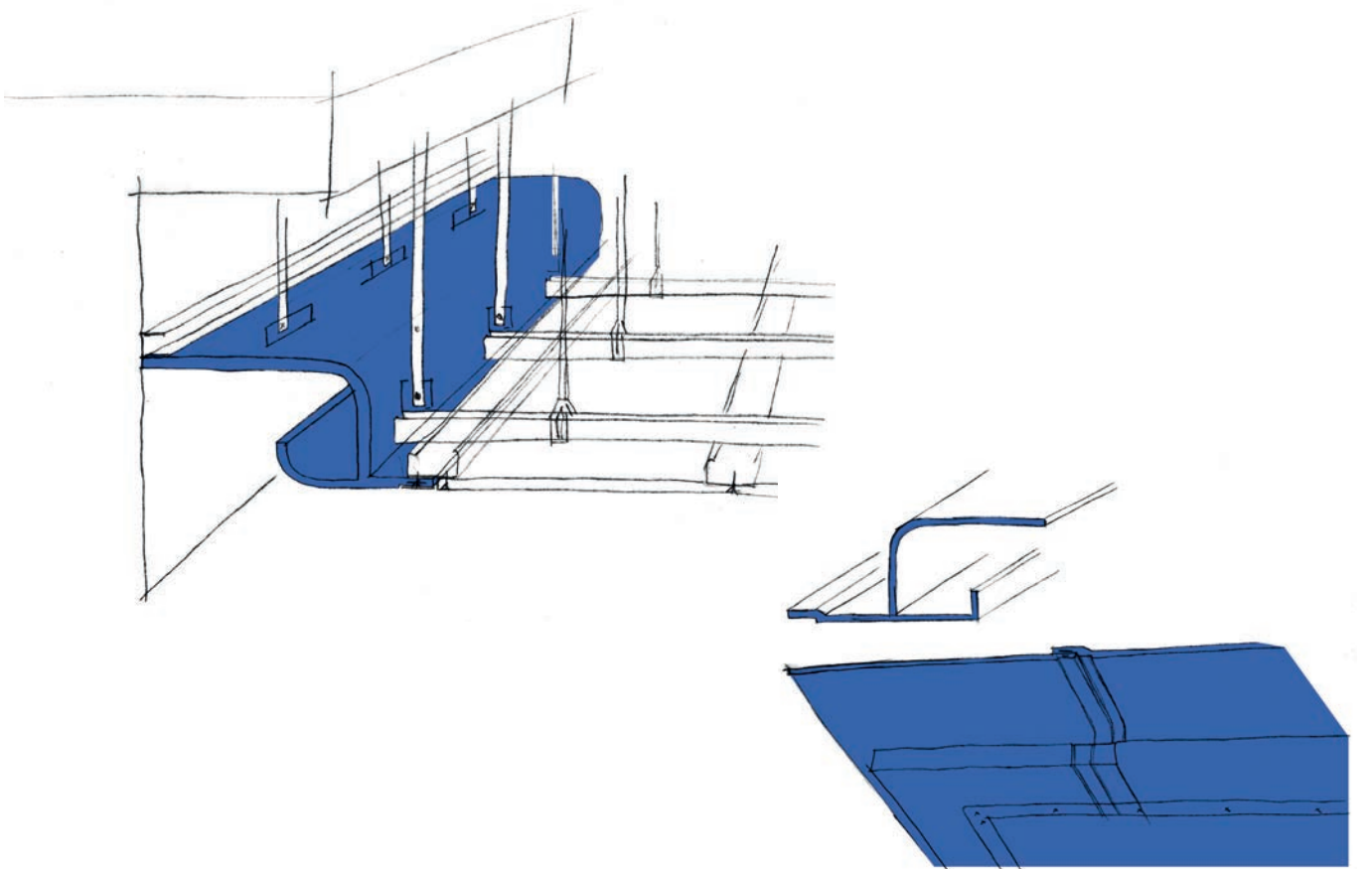
Frameless Access Panels



Corner profiles

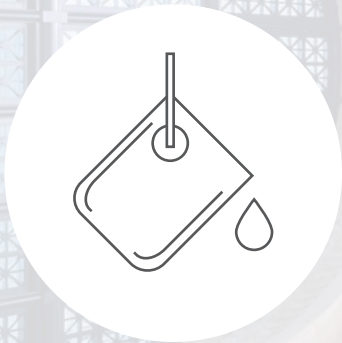


Light cove sections curved upstand / 90° upstand



Let's talk about your individual project.
We are happy to assist you with your current demand.

Advantages of fibre-reinforced gypsum




COLOURED

GRG can be coloured with pigments during the production process additional to its increased strength and surface quality. As a result of that surface damages that might occur during building occupancy are less noticeable and the visual impression of the element is still retained.



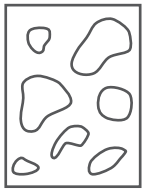
COATED

Moulded GRG components need to be primed on site according typical drywall boards and can afterwards be finished with specified surface decorative coatings.



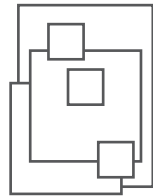
VENEERED

It is possible to use GRG as a base material for HPL laminates or real wood veneer. The surface of the moulded components is matched in detail to the grain of the veneer on order to obtain a surface that is near flawless.



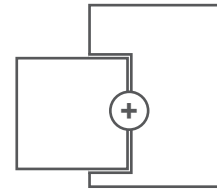
TEXTURED

Being manufactured with negative moulds, bespoke components from fibre-reinforced gypsum can be provided with a wide variety of surface structures. Whether individual wood grain, plaster structures or individual polygonal 3D-structures - during construction planning we check your design according to feasibility and if necessary sample individual surfaces.



LAMINATED

Like typical drywall boards our moulded components can be combined with a variety of surface coatings or additional surfaces (e.g. moss structures, mosaic etc.). For those cases the moulded elements offer a precisely design framework for the desired surface technology.



COMBINED

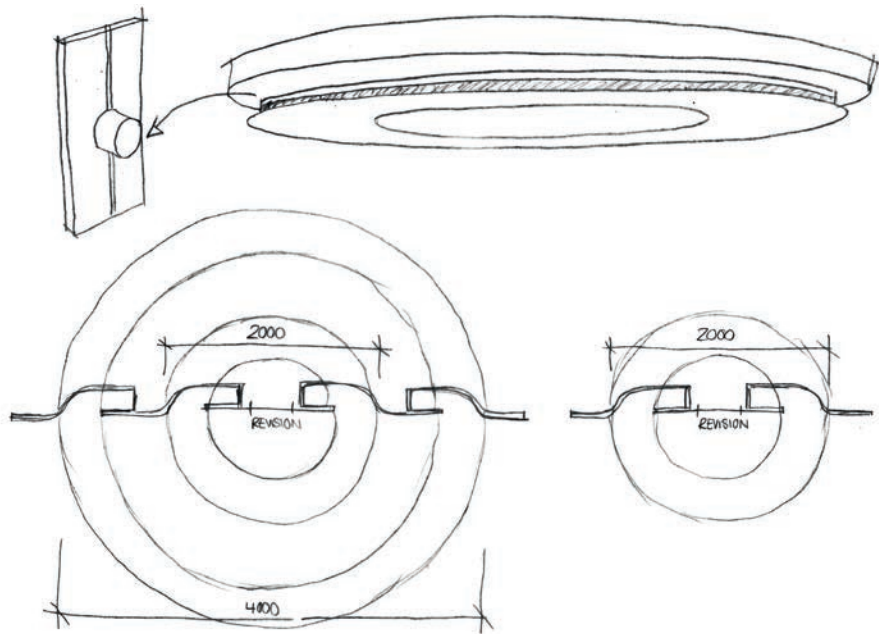
Moulded components out of fibre-reinforced gypsum can be combined and supplemented seamlessly with standard drywall components. The elements offer a ready-made solution for complex shapes and complement typical drywall construction down to the last detail.

Example project handling

Drawings request

Based on our project Nordoberpfalz-Center Weiden we would like to explain our internal project process and possible optimizing during the detailed construction phase.

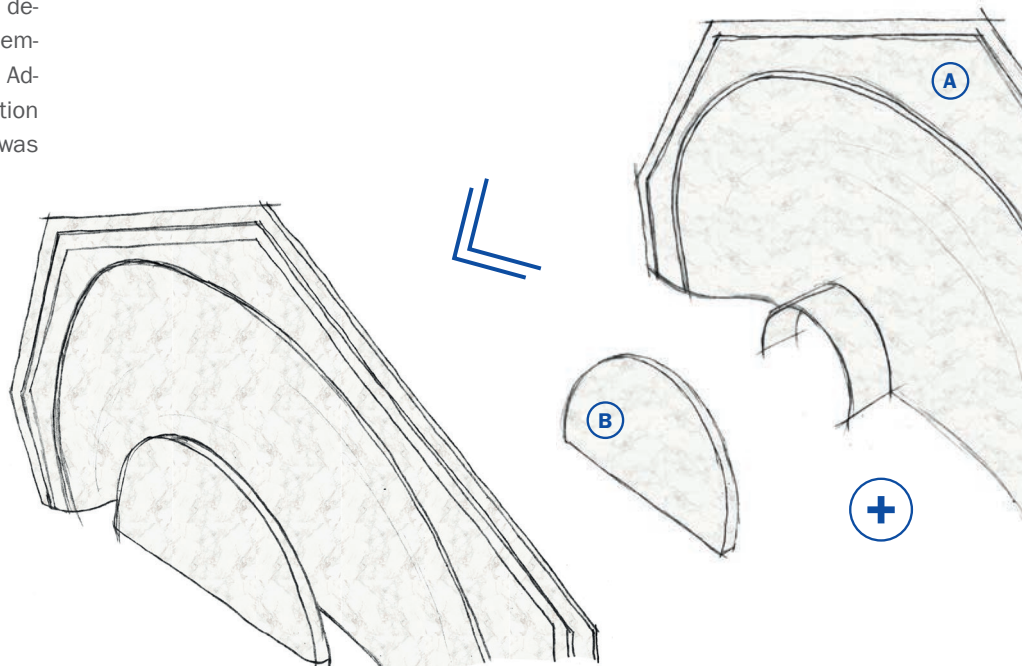
Part of this design involves lighting cove circles with a diameter of each 2000mm or rather 4400mm inclusive indirect lighting of the 3D surfaces of the moulded components.



Drawings draft

During development of detailed design the separation of the assembly into parts was determined. Additionally a solution for integration of parts with two visible sides was developed.

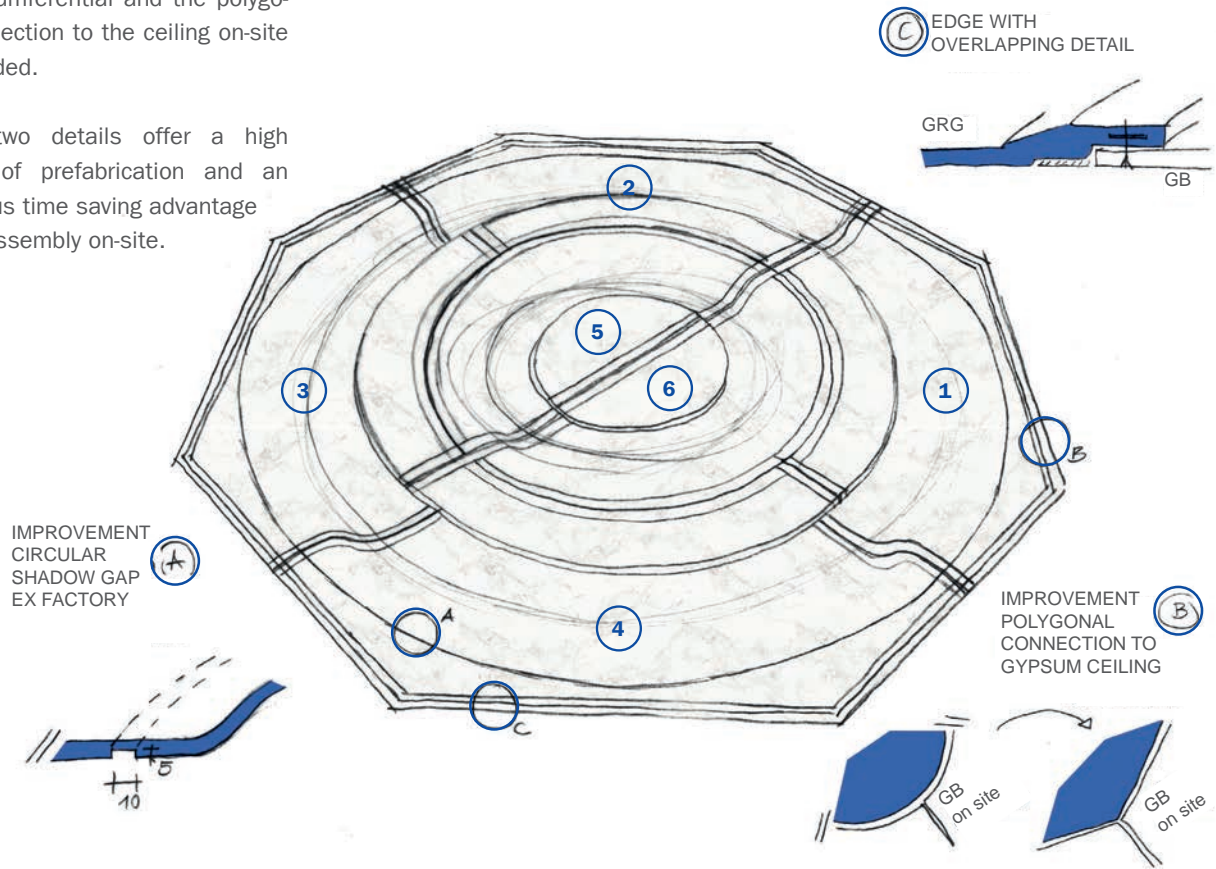
Because of the consistent structure of both designs the developed details could be used for both sizes.



Improvement of construction

Based on the draft and the first construction sketches a shadow gap circumferential and the polygonal connection to the ceiling on-site were added.

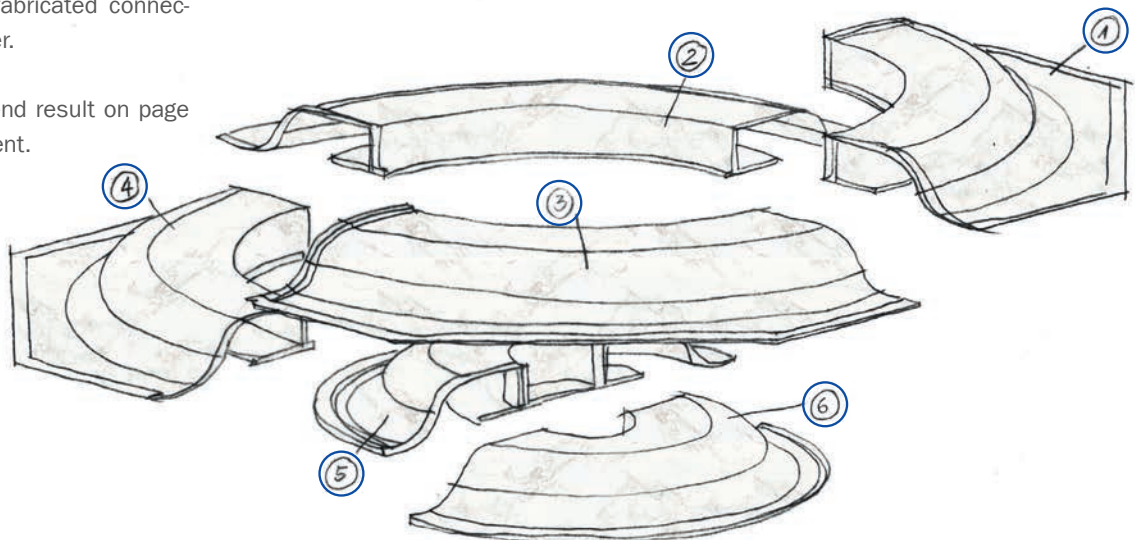
Those two details offer a high degree of prefabrication and an enormous time saving advantage during assembly on-site.



Assembly in parts

The final construction of the bigger assemblies with 4400mm diameter was finally divided into 6 separate parts, which were assembled on-site by means of prefabricated connections to each other.

You will find the end result on page 19 of this document.




Reference projects VoglVariety

Baader Food Processing Machinery, Lübeck



One Forty West, Frankfurt



Nordoberpfalz Center, Weiden



Lago Shopping-Center, Konstanz





Vogl Deckensysteme GmbH

Anton Vogl Str. 1
91448 Emskirchen

Phone +49 9104 825-0

Fax +49 9104 825-250

info@vogl-deckensysteme.com

www.vogl-deckensysteme.com

Errors, typos and technical changes reserved. Consumption, quantity and design details are based on empirical values. The details contained in this text reflect the current state of technology. Any relevant building technology regulations, standards and guidelines must be observed in addition to our processing instructions. All rights reserved. Reprints as well as electronic reproduction, also in part, require the express approval of Vogl Deckensysteme GmbH, Anton Vogl Str. 1, 91448 Emskirchen, Germany.

PICTURE CREDITS

Page 1: Franz Brück - Page 2: zweckdesign - Page 3: Franz Brück - Page 4: Zooley Braun - Pages 6, 7: Armin Kuprian, ORB, Atelier für Lichtgestaltung - Page 8: rhtb: bau service gmbh - Page 9: Michael Bogumil - Page 14, 15: Franz Brück - Page 18 top: Michael Bogumil - Page 19 top: zweckdesign - Page 19 bottom: Armin Kuprian, ORB, Atelier für Lichtgestaltung - Page 20: Franz Brück

Stand 06/2022